

The Winners of the Blue Planet Prize

2004

2004

Blue Planet Prize

Dr. Susan Solomon (U.S.A.)

Senior Scientist,
Aeronomy Laboratory, National Oceanic and
Atmospheric Administration



Dr. Gro Harlem Brundtland (Norway)

Chairman WCED (World Commission on
Environment and Development)
Former Prime Minister of Norway
Director-General Emeritus, WHO



Air on Gaia:

The earth is wrapped with a robe. Thanks to it, we are able to sustain our daily activities. From some point in time, human activities went too far impairing it. In 2004 the opening film instilled us with a hint to consider the future of the global environment, the ways toward development that enables us to sustain the environment.





Their Imperial Highnesses Prince and Princess Akishino at the Awards Ceremony



His Imperial Highness Prince Akishino congratulates the laureates



Dr. Hiroyuki Yoshikawa, chairman of the Selection Committee explains the rationale for the determination of the year's winners



Hiromichi Seya, chairman of the Foundation delivers the opening address

The prizewinners receive their trophies from Chairman Seya



Dr. Gro Harlem Brundtland



Dr. Susan Solomon



Howard H. Baker Jr., Ambassador of the United States of America to Japan and Age Bernhard Grutle, Ambassador of Norway to Japan, congratulate the laureates

The prizewinners at the Congratulatory Party.



Profile

Dr. Susan Solomon

Senior Scientist,
Aeronomy Laboratory, National Oceanic and Atmospheric Administration

Education and Academic and Professional Activities

- 1956 Born on January 19 in Chicago, Illinois
- 1977 Bachelor of Science degree in chemistry at the Illinois Institute of Technology
- 1981 Doctoral degree in chemistry from the University of California, Berkeley
- 1981 Research Chemist, the Aeronomy Laboratory of the National Oceanic and Atmospheric Administration (NOAA)
- 1985 Adjoint Professor, Department of Astrophysical, Planetary and Atmospheric Sciences, University of Colorado
- 1988 Program Leader, Middle Atmosphere Group of the Aeronomy Laboratory, NOAA
- 1990-present Senior Scientist, Aeronomy Laboratory, NOAA
- 1992-present Member, National Academy of Sciences
- 1995-present Foreign Associate, French Academy of Sciences
- 2000 American Meteorological Society Carl-Gustaf Rossby Research Medal
- 2000 National Medal of Science

The ozone hole over Antarctica attracted a high degree of interest among the global environmental issues in the late 20th century due to concerns that stratospheric ozone layer depletion would increase the amount of harmful ultraviolet light on earth. Prior to the discovery of the Antarctic ozone hole, theories suggested that the ozone layer might be depleted by a few percent in a century, but the issue came to the fore with the dramatic discovery of a much larger and rapid depletion. Dr. Solomon was the leading scientist in identifying the mechanism that created the Antarctic ozone hole. She and her colleagues put forth a theory involving heterogeneous chemical reactions of chlorine on the surfaces of the particles found in very cold clouds in the Antarctic stratosphere. She then conducted observations in Antarctica over two expeditions in 1986 and 1987, and succeeded in providing key evidence for her theory. This research played a leading role in identifying the process by which the surfaces of clouds produced by the extremely low temperatures of Antarctica couple with increased atmospheric chlorine due to human use of chlorofluorocarbons (CFCs) to deplete ozone at unprecedented rates. Dr. Solomon's findings provided one of the scientific cornerstones for the amendments of the Montreal Protocol leading instead to a ban on CFCs beginning in 1990, and thus contributed significantly to the protection of the ozone layer.

After studying chemistry at the Illinois Institute of Technology, Dr. Solomon majored in atmospheric chemistry at the University of California, Berkeley, where she received her doctoral degree in 1981. After her graduate work, she joined the National Oceanic and Atmospheric Administration, and she has continued her research on the atmosphere there ever since.

In the mid 1980s, it was revealed that a dramatic depletion of the ozone over Antarctica had been detected in the springtime from September to October beginning in the late 1970s. The ozone depletion was very extensive in both space (covering the entire Antarctic continent) and magnitude (up to about half of the ozone was depleted in comparison to pre-1970 levels). Dr. Solomon became deeply interested in these findings, and presented a theory hypothesizing the causes of depletion based on heterogeneous chemical reactions involving the unusual clouds that are created under the atmospheric conditions of extremely low temperature of minus eighty degrees Celsius, specific over Antarctica (polar stratospheric clouds).

Dr. Solomon theorized that the reaction of hydrochloric acid and chlorine nitrate, which does not occur significantly in the gas phase, might take place extremely rapidly on the icy surfaces of the particles in the polar stratospheric clouds, thereby producing nitric acid and chlorine. She further hypothesized that as the sun first rose with the arrival of spring in Antarctica, the chlorine would dissociate through photolysis, producing reactive chlorine atoms and related molecules such as chlorine monoxide and chlorine dioxide. These reactive forms of chlorine destroy the ozone with dramatic efficiency. Dr. Solomon's theory is considered groundbreaking not only for identifying the mechanisms that produced the chlorine radicals directly related to ozone depletion, but also for explaining the high concentration of reactive chlorine compounds in the atmosphere.

At the end of August 1986, chosen as the leader of the observational expedition team at the tender age of thirty, she set out to Antarctica aiming to verify the existence of ozone hole and clarify the mechanism of its formation. The team measured the ozone depletion by several methods, and they also measured key chemicals that gave insight into the cause. The measurements of active chlorine revealed that there was approximately a hundred times more of the substance than could be explained through gas-phase chemistry. This finding was a definitive indication of the involvement of heterogeneous chemistry as put forth in Dr. Solomon's theory. The following year, she led a second expedition to Antarctica, where the team found that the depletion of the ozone had worsened compared to the previous year.

Dr. Solomon has authored two books as well as having written or co-written over 150 papers. In her most recent book, *The Coldest March*, she wrote about the tragic expedition of a team led by British explorer Robert Falcon Scott, who succeeded in reaching the South Pole but perished on their return. Through extensive studies of the records from the expedition and more recent meteorological data, Dr. Solomon investigated the reasons for their demise and illustrated that their downfall was brought on by the rare misfortune of exceptionally frigid climate conditions. Further, she provided throughout the book a wonderful account of the individual explorers of the Scott team as they trekked through Antarctica, bringing to life their personalities, challenges, and legacies.

As a scientist, Dr. Solomon is deeply interested in making a contribution to society, and

values the important role that science can play in areas such as environmental issues. Through the application of science, she continues to work towards protecting the society from the dangers that arise from ignorance by shedding light on the nature and reasons for environmental problems.

Essay

Environmental Issues and Science: Some Thoughts on Roles and Stages

Dr. Susan Solomon

“Believe one who has proved it. Believe an expert.” Virgil, in the Aeneid.

What is the role of science in environmental issues? Most people would readily agree that presentation of the best possible technical information is the obvious answer. But how does it preserve that status? How does it best communicate it to non-specialists?

Science can be the light of the world. In my opinion, it lights the world best when it is framed in a broader context of the other diverse challenges and inputs to societal change. What can reasonably be considered to be fact is one side of this. It is also important to consider where facts begin to fade into the genuine role of opinion, and the non-scientific elements of societal choices.

Consider the application of this line of thinking to the issue of ozone depletion. The depletion of the ozone layer over Antarctica and its chemical cause is now well-established through numerous independent measurements. There is no debate about the time scale of the gases that are responsible. The chlorofluorocarbons that cause the ozone hole live in the atmosphere for decades to centuries depending upon the species, so any effects that occur will last for many years. The elements of scientific understanding progressed quickly in the case of ozone depletion, from the initial ideas of the mid-1970s to the discovery of the Antarctic ozone hole in the mid 1980s and demonstration of its cause within a few years. Technology was also quick in the development of efficient and effective substitutes for nearly all applications, which include refrigeration, air conditioning, and foam blowing among others.

It is clear that a reduced ozone layer leads to more ultraviolet light at the ground. There are no significant winners from more ultraviolet light; rather there are risks to ecosystems, and to human health. There are matters unrelated to physical science involved when the issue of how large a risk to society or to ecosystems is acceptable or unacceptable is considered. But there can be little debate that increased risk of skin cancer and cataracts are serious matters to those who may end up contracting such health problems. Thus the potential impacts were also easy to describe and readily understood by the public and policymakers alike.

A wise colleague has noted that there are three stages to any environmental issue: credibility (is the change real? Can we prove why it is happening?); manageability (what are the options for dealing, or not dealing, with the changes and what would be the outcomes?); and finally accountability (have the options been effectively implemented, and are the desired outcomes occurring). In the case of the depletion of the ozone layer, the credibility stage began in the mid-1970s when the issue was first brought to global attention and it progressed rapidly, particularly following the discovery and explanation of the unexpected Antarctic ozone hole.

Between about 1985 and 1990 there was swift and convincing scientific demonstration of a very large effect and its explanation.

The manageability stage started in about the late 1970s, when international actions began to consider phaseouts of chlorofluorocarbons, at least in some applications such as spray cans. Substitutes first began to be used for the molecules responsible for the depletion. Policies accelerated quickly following the success of the credibility stage in demonstrating increasing clarity connecting observed changes to chlorofluorocarbons. By the late 1990s, agreements were in place globally, and production of the chlorofluorocarbons and halons that cause ozone depletion had dropped dramatically. But the ozone manageability stage involved more than science. It also involved economics, public policy, values, and technology, all as elements in the mix of influences. And in my own view, science lights the world best when it is acknowledged that these aspects go beyond its purview. That's not to say they are not important or that they do not draw in part upon science, but they clearly also involve different considerations to which science is an input but not the sole determinant. I would suggest that science provides the best service to society and the best credibility for the scientific process when these distinctions are clear.

Each scientist involved in such issues has a challenge to consider in deciding upon the way he or she will deal with the components of the problem that go beyond their expertise, and in deciding which matters go beyond scientific evidence into the realm of values and personal opinion. Some people ask if it's difficult, or even if it is possible, to separate scientific evidence from opinion. I don't believe it is difficult at all for a good scientist to do this – in fact it is fundamental to what scientists do each and every day as they weigh what they can say from a careful analysis of information, and separate that from what they wish were known. It is a fundamental aspect of the scientific process and the scientific ethic that has been a bedrock for hundreds of years of research across every field of scientific endeavour. History holds innumerable demonstrations of how effectively this has functioned in the past. Today is no different, nor are environmental issues different.

Now we're mainly in the accountability stage for ozone, the stage of understanding whether the chlorofluorocarbons are decaying as they should be due to reductions in production of CFCs worldwide, and whether the ozone layer is hence recovering as it should. Important progress has already been made, as observations worldwide have confirmed that the abundances of many of the chemicals responsible for ozone depletion are declining. This stage is not expected to progress to completion quite so swiftly, because the chemicals in question will remain in our atmosphere for many decades as already noted. The rate of ozone depletion has certainly slowed down, and it's fair to say that the ozone layer has at least stabilized on average. Perhaps it's helpful to think of the analogy with a person having a disease that has been making them progressively sicker and sicker each year. The first sign of progress is not getting worse anymore, and the next is genuine improvement, a start on the path to recovery. That step may be happening at certain altitudes and latitudes, and is probably just around the corner for the global ozone layer.

Unlike many other environmental pollution issues, the chlorofluorocarbons that are causing ozone depletion are often used in applications where they are intended to be largely

contained, such as refrigerators, air conditioners, and foams: It is the leakage of the gases out of these 'banks' that causes release to the atmosphere. It has recently been suggested that there is probably more chlorofluorocarbon remaining in 'banks' worldwide than was thought. Slow releases of these 'banks' would be expected to increase future ozone depletion above what it would otherwise have been. So a new scientific issue for the accountability period is to understand how much material is scattered throughout the world and how much leaking is occurring. A new policy and manageability question is therefore whether to consider further steps to limit releases from banks. An interesting analogy is also whether to more deeply consider the fate of current and future banks of other molecules – such as hydrofluorocarbons now used as substitutes for the chlorofluorocarbons in many applications. The hydrofluorocarbons don't deplete the ozone layer but they do contribute to climate change, and their use as substitutes in such applications implies a growing bank. So the understanding gained in this stage has linkages to another environmental issue. This reflects the success of policy regarding ozone depletion, which has virtually eliminated the use of these molecules in emissive applications such as spray cans, and has led to greater and greater care in containment of the gases in applications where it is precisely the containment that is the goal (such as in an air conditioning system). Perhaps ironically, the increased attention paid to avoiding emission implies a shift that challenges policy. Whereas use of such molecules in emissive or very leaky ways implied a great deal of emission but a limited bank, as emissions have been reduced and attention to environmental issues has led to less and less leaky systems, the new issue that arises is the fate of the banks that will therefore be built up through continuing production. Containment coupled with continuing use implies a buildup of a bank – and a new challenge for policy in considering not just what is emitted now but what is in the bank and how much of that may be emitted (or not emitted) in future.

Now I'd like to briefly turn to the issue of climate change. The carbon dioxide that is the primary cause of climate change lives in our atmosphere for more than a century. Such a long lifetime implies that each generation's choices about emissions of carbon dioxide will affect the climate of many future generations. We may choose to make different choices about risking something if we know that if we make a mistake we can put it back the way it was in a few months versus a case where it takes centuries or more to restore.

Scientific information also provides strong evidence for a substantial human influence on current climate. In addition to a warmer climate (by about 0.6°C on average over the 20th century), there is also evidence for other changes, such as increased heavy rainfall and changes in circulation patterns. How "dangerous" are climate changes now and in the future, and for whom, is a question increasingly being asked.

Research on the impacts of climate change is an active field. There is debate about the magnitude of the impacts and the degree to which adaptation can occur. Some evidence suggests that there could be both winners and losers. There is also debate about technologies and costs. In climate change today, the world is deeply immersed in both the credibility and manageability phases. They are occurring more strongly in parallel than they did for the ozone issue, in part because of the realization brought about by the story of ozone that long time scales are involved in reversing any changes once they are observed.

So one factor that we as a global society are now wrestling with is how to balance our scientific confidence in human effects upon how climate is changing or may change in the future as well as the impacts of those changes with the fact that if any changes do happen they're going to be with us for many decades – they will not be easily or quickly reversed, and that's a key dimension in our changing view of environmental risk, which involves perspectives as well as science. People take out individual health, fire, or flood insurance by considering the magnitude and duration of consequences along with assessment of the magnitude of the risk. Even if every risk could be well defined and quantified, different people are likely to have different perceptions of acceptable levels of risk – for themselves, for their children, and for future generations. It is sometimes asserted that the climate change problem is terribly complicated, and that poor communication with the public occurs as an inevitable result. But perhaps the complication lies not with the science but with its role in the broader backdrop of questions of risk and world views. As societies wrestle with the credibility and manageability of the climate change issue, a key challenge for science is to illuminate the evidence and the risks as clearly as possible, while recognizing that science is one input among several to a challenging set of policy questions.

Acknowledgement. I would like to thank Daniel L. Albritton for helpful discussions, particularly the three stages of credibility, manageability, and accountability.

Lecture

Ozone Depletion and Climate Change: A Personal Journey from Pole to Pole

Dr. Susan Solomon

1. Introduction

I am honored and humbled to receive this wonderful award. I thought that the best way to show my deep appreciation for this great honor would be to try to make this lecture something that would reflect the Asahi Glass Foundation's wise commitment to advancing environmental understanding, particularly the understanding of how environmental changes can reach beyond national borders, beyond generations, and sometimes beyond the edge of scientific imagination. The story of the depletion of the ozone layer involves many phases: phases of matter (gas, solid, and liquid), phases of scientific discovery, and phases of public awareness and global policy decisions. I will touch upon all of those phases in telling you of my own part in the story of Antarctic and global ozone depletion. A broader review citing the many important contributions by other scientists worldwide can be found in Solomon (1999). Finally, in closing I will briefly present personal reflections on some parallels and differences between ozone depletion and climate change issues.

Stratospheric ozone represents a layer of vital protection for life on the earth's surface, because it shields the planet from harmful ultraviolet light in a way no other atmospheric molecule can. Yet ozone is easily attacked by other chemicals, as was underscored in the 1970s when concerns began regarding the possibility of ozone depletion due to chlorofluorocarbons (CFCs). At first, this came as a surprise since chlorofluorocarbons were known for their largely unreactive character at low altitudes, giving safety and stability when used in applications as diverse as blowing of insulating foams, refrigeration, and as propellants in spray cans. Although the chlorofluorocarbons have lifetimes in our atmosphere ranging from about half a century to as many as several centuries depending upon which gas is considered (CFC-11, CFC-12, CFC-113, CFC-114, CFC-115, etc.), these seemingly benign gases can transform through chemistry, leading to massive ozone loss. This led to changes in scientific thinking and a related challenge to policy: heightened recognition that human beings sometimes make chemicals that can affect our environment over a period far outlasting the generation that produced them. Similar issues arise for a number of greenhouse gases (see [Table 1](#)), a point that will be discussed further below. How much ozone depletion could these long-lived CFCs produce? Through what chemistry? Where in altitude and latitude?

Table 1: Atmospheric lifetimes (years) of selected chlorofluorocarbons and non-chlorofluorocarbon greenhouse gases

Chlorofluorocarbons		Non-chlorofluorocarbon greenhouse gases	
CFC-11	45	Carbon dioxide	≈150
CFC-12	100	CH ₄	12
CFC-113	85	N ₂ O	114
CFC-114	300	SF ₆	3200
CFC-115	1700	CF ₄	50000

Chlorofluorocarbons are not stable everywhere: as they rise up into the stratosphere above about 10-15 kilometers, photochemical processes driven by harsh sunlight break them down to produce chlorine atoms. A portion of these chlorine atoms can be converted to safe reservoirs such as chlorine nitrate and hydrochloric acid, making the partitioning of chlorine between specific chemicals (Cl versus HCl, for example) of paramount importance to the impact on ozone. Insofar as the released chlorine is converted to relatively unreactive reservoirs such as HCl for example, ozone depletion is limited, but insofar as the chlorine remains in more reactive forms such as Cl, ozone can be destroyed by catalytic cycles. Much of my work has focused on the ways that chlorine partitioning can be radically affected by surface reactions involving solids and liquids, leading to far greater ozone destruction than previously thought.

The ozone chemistry understood prior to the mid-1980s all involved reactions of gas molecules with one another and with sunlight: it was believed that ozone depletion was driven by chemical reactions occurring exclusively in the gas phase. That chemistry was expected to lead to maximum ozone loss in the rarified air of the upper stratosphere, on the upper side of the ozone layer near 40 kilometers. By 1983, a United States National Research Council report projected that continued use of chlorofluorocarbons at then-current rates would probably lead to depletion of the total global ozone layer by about 3% in about a century. Some argued that this was a small effect, far in the future, and subject to large uncertainties - arguments that are frequently echoed today in discussions of global warming.

2. Poles Apart: The Unexpected Ozone Depletion At the Ends of the Earth

2.1 The Antarctic Ozone Hole

In the mid-1980s, a remarkable change in understanding of ozone occurred when scientific work at the bottom of the world documented an unprecedented and unexpected depletion of Antarctic ozone, restricted to the spring season. Ozone appeared to be depleted not by a few percent but by about a third, not in the far future but just a few years after the NRC said little would occur for a century. It was a surprise to many that these initial observations came from

ground-based methods at isolated research stations on the world's coldest continent. It was quickly realized that an error in data analysis approaches had impeded the satellites from seeing what the ground-based stations had documented so thoroughly through years of dedicated effort.

Only three sites on the vast continent at the bottom of the world have archived long-term high-quality measurements of ozone since at least the 1970s: the British station at Halley, the Japanese station at Syowa, and the American station at the South Pole. Figure 1 shows the time series of October mean total ozone measurements provided by those three stations. The British data display less variability than the others from year to year, so that as early as 1985 it was clear that ozone was behaving strangely at Halley. A key factor in the observed variability from site to site is the movement of the southern polar stratospheric vortex. At both poles, wintertime cooling leads to very cold conditions at high latitudes, while considerably warmer conditions prevail at lower latitudes. This temperature gradient in turn is linked to a vast wind system that encircles the cold polar air, a vortex. But the vortex can be disturbed by atmospheric waves, similar to the waves that move weather systems across both hemispheres, gracing the images in television weather forecasts. The British station at Halley is located inside the cold Antarctic vortex more often than the Japanese station at Syowa, which sometimes displays ozone levels characteristic of air outside the vortex. The frequency and intensity of these waves play substantial roles in determining the inter-annual variability of ozone concentration and ozone loss both locally (e.g., Syowa versus Halley) and on the larger scale (from one year to another inside the vortex).

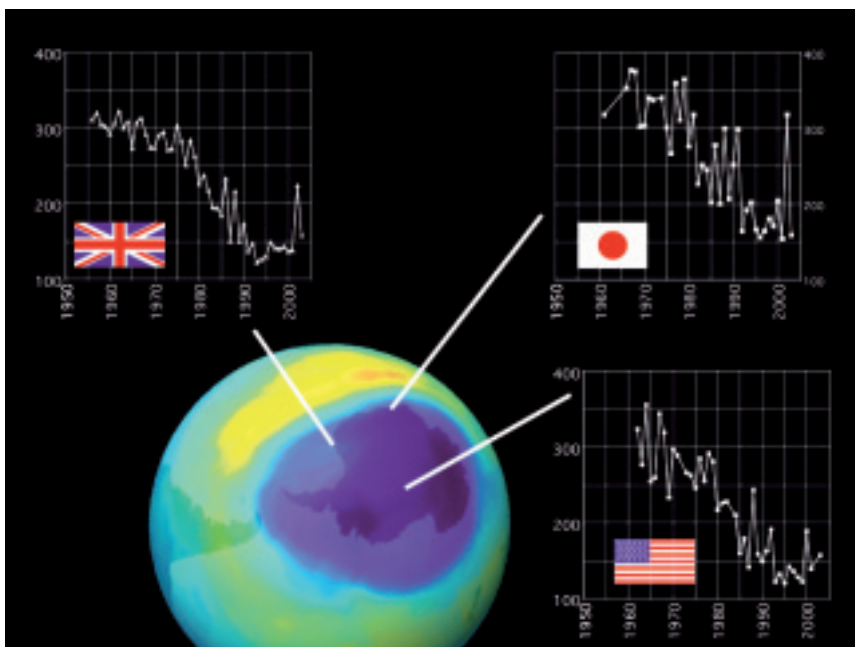


Figure 1. October monthly mean total ozone records (in Dobson Units) from Halley (upper left), Syowa (upper right), and the South Pole (lower right); the data are available at the World Ozone and Ultraviolet Data Center. A satellite ozone map for September 6, 2000 is also shown (courtesy NASA). The satellite map shows that Syowa is located very close to the edge of the vortex on this particular day.

At Syowa station and at the South Pole, measurements of the vertical profile of the ozone depletion in the 1980s suggested anomalous behavior in Antarctic spring at a specific and surprising range in altitude. The change was occurring not at the very top of the ozone layer near 40 kilometers as expected from gas-phase chlorine chemistry, but at an entirely different height range from about 10-20 kilometers, just where the most ozone is to be found (*see Figure 2*). This move of the center of action is why about a third of the total ozone was being depleted then, and today the depletion often exceeds half of the total integrated total ozone layer. It was clear that this ozone depletion was not just larger than what had been imagined, but totally different in character. A massive change in scientific understanding was needed to explain this change in ozone depletion from global to polar, and from 40 kilometers down to 10-20 kilometers.

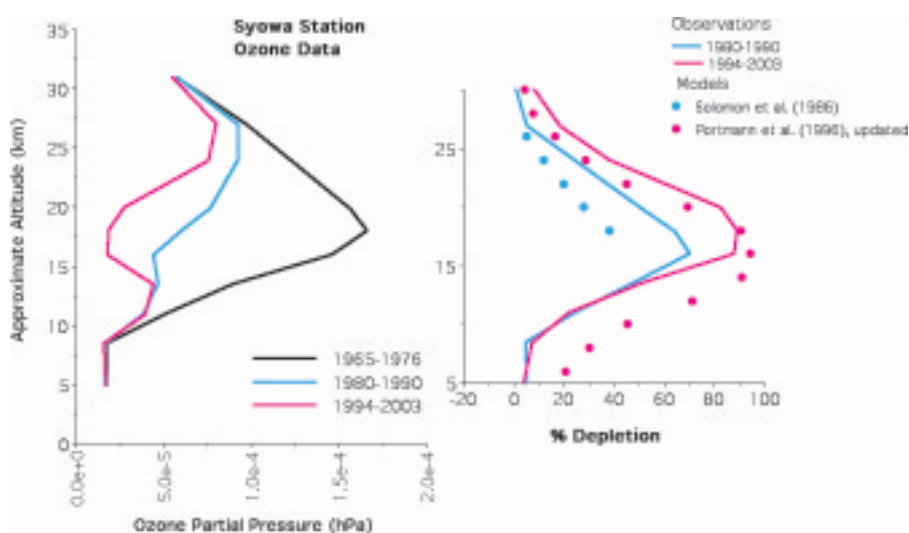
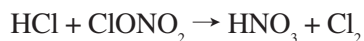


Figure 2. October ozone profiles are shown at the latitude of Syowa station (left), averaged for 1965-1976 showing a normal ozone layer observed before the ozone hole developed, as well as the averages for 1980-1990 and 1994-2003, illustrating the progressive deepening of the ozone depletion there. Model calculations are presented in the right hand panel, where the percent ozone depletion versus altitude derived from the data are compared to models including surface chemistry, as first presented in Solomon et al. (1986) and updated to present from the model presented in Portmann et al. (1996).

2.2 A New Mechanism of Antarctic Ozone Depletion

My colleagues and I suggested that an entirely different kind of chemistry might be responsible for the ozone hole: not gas-phase chemistry but surface reactions (also called heterogeneous reactions). We suggested that these could occur on the icy polar stratospheric clouds that form in the extremely frigid conditions of Antarctica in winter and spring, at altitudes near 10-20 kilometers. In particular, we noted that the densities of chlorine species capable of catalytically destroying ozone could only be appreciably enhanced at these key altitudes if both the HCl and ClONO₂ reservoirs were severely reduced, and we suggested that this could occur through the following reaction occurring via surfaces of polar stratospheric clouds:



The Syowa ozonesonde data were among the observations that helped our development of this new picture. Figure 2 shows the October mean ozone profile measured at Syowa over various time periods, along with our early model calculations as presented in Solomon et al. (1986) and updated model calculations we described a decade later (Portmann et al., 1996). Our early model did not extend below about 18 kilometers, nor did it include all of the chemical cycles that are now known, but our suggested surface chemistry did capture the most essential features of the process, particularly the movement of the ozone loss region down from 40 kilometers to the very heart of the ozone layer.

Why does the ozone loss occur in October, rather than earlier in the Antarctic winter? We emphasized that one more step was needed: such a process could not deplete ozone until sunlight was also available (e.g., to dissociate molecular chlorine, Cl_2). Thus, we suggested that surface reactions could render chlorine from chlorofluorocarbons much more damaging towards ozone than had been imagined based on gas phase chemistry, that those surface reactions would occur most effectively in Antarctica because of cold conditions that lead to stratospheric clouds, and that rapid ozone destruction occurred in spring when sunlight returned to the polar cap (Solomon et al., 1986). This surface chemistry implied large perturbations not only to Cl_2 and Cl , but also to a suite of related chlorine molecules that interchange rapidly among each other (including chlorine monoxide, ClO and chlorine dioxide, OClO) and can engage in rapid ozone destruction. It is now nearly two decades since the Antarctic ozone hole was discovered, and in that time a series of measurements of many different chemicals has confirmed this change of phase from gas to surface chemistry (see references in Solomon, 1999).

2.3 Observational Evidence: Verifying the Role of Chlorofluorocarbons and Surface Chemistry

In 1986, I was privileged to lead an expedition to the Antarctic that was able to make some of the first measurements that tested this chemistry, involving four different research groups. Here I'll focus on the measurements that my own group carried out of ozone, nitrogen dioxide, and chlorine dioxide. Chlorine dioxide was a particularly important early measurement because that molecule is proportional to Cl and ClO , and its detection could provide a direct indication of whether or not polar stratospheric clouds were indeed liberating chlorine. The proposed surface chemistry also converts reactive nitrogen to nitric acid, which impedes the reformation of ClONO_2 and thereby further enhances the ozone loss. This reduces nitrogen dioxide concentrations and makes that molecule a critical indicator in the chemistry as well. Indeed, as we emphasized in Solomon et al. (1986), the products of the surface chemistry are as important as the reactants. Finally, observations of ozone itself using visible light from the ground were useful in verifying the ozone hole reported by other methods such as the ultraviolet absorption method used at Halley, Syowa, and the South Pole.

We used a spectrograph to collect light from the sun, the sky, and the moon, and ana-

lyzed the spectrum in wavelengths from about 400 to 450 nm (blue light) to search for the distinct fingerprints of absorption due to ozone, nitrogen dioxide, and chlorine dioxide, which remove as little as a few percent or even a few tenths of one percent of the incoming light, making detection a challenge (Mount et al., 1986; Solomon et al., 1987; see also Sanders et al., 1993; Miller et al., 1999). Like Syowa station, the American site at McMurdo where we did our work is sometimes under the stratospheric polar vortex and sometimes outside it, so we sampled both Antarctic and sub-Antarctic air. We were able to arrive at McMurdo in late August before the sun was above the horizon, and hence before substantial ozone loss begins at that location. One of the stunning experiences of my life in science was to witness the ozone levels drop at McMurdo during September 1986. Ozone fell from about 300 Dobson Units when we arrived in Antarctica in late August 1986 to under 200 Dobson Units by late September, and the disappearance of a third of the total ozone supported the observations of others regarding the veracity of the ozone hole and its seasonality. The falling ozone was accompanied by a spectacular enhancement in chlorine dioxide (*Figure 3*). In late August and September under cold conditions, chlorine dioxide was about 50-100 times greater than gas-phase chemistry can explain, so this data pointed towards surface reactions involving chlorine as the likely cause of the ozone hole. The nitrogen dioxide was in contrast extremely low, as also expected from polar stratospheric cloud chemistry. As temperatures rose, the chlorine dioxide disappeared and the nitrogen dioxide increased, again as expected. Thus the seasonal behavior of both molecules supported the theory of the key role of surface chemistry in perturbing the composition of the Antarctic stratosphere, leading to rapid ozone loss.

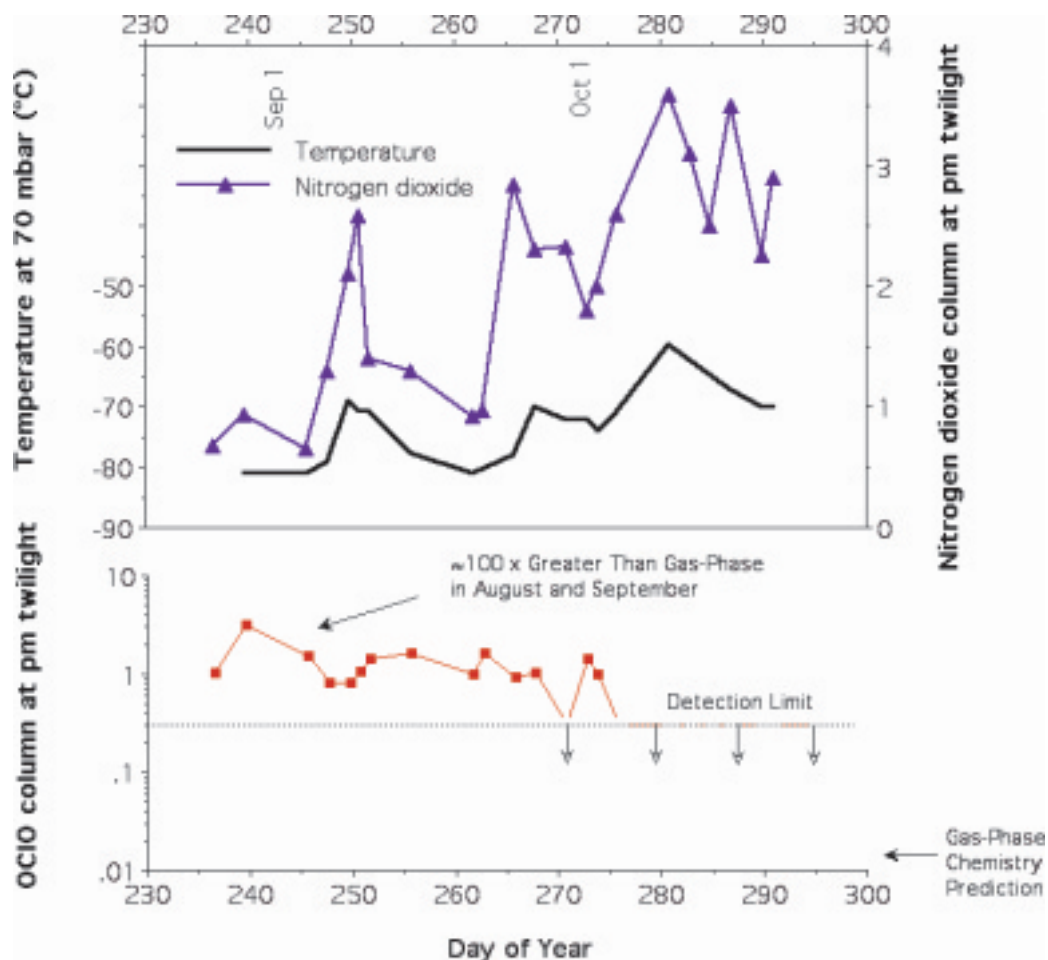


Figure 3. Daily evening twilight observations of chlorine dioxide (OCIO) and nitrogen dioxide (NO_2) at McMurdo Station in 1986, from Solomon et al. (1987) and Mount et al. (1987). Temperatures at 70 mbar (about 18 km) are also shown for comparison, illustrating the low NO_2 and very high OCIO in August and September, as well as the links of higher NO_2 and lower OCIO to incursions of warmer air (e.g., around day number 250). As temperatures warmed in October, OCIO disappeared and NO_2 increased to typical stratospheric levels.

We made measurements of chlorine dioxide using direct moonlight as well as the scattered light from the twilight sky. Having both the nighttime and twilight measurements was a further test of the chemistry due to the large diurnal cycle of this molecule, and Figure 4 shows how differently the nighttime chlorine dioxide behaved in Antarctica compared to what was observed by us at other latitudes where polar stratospheric clouds do not occur, for example in Colorado. In the lunar data, we also measured enhancements of about a factor of 100 above gas-phase chemistry predictions. Further, as the moon rose or set, we were able to measure its systematic behavior with changing lunar angle. Because the slant path through the atmosphere increases as the moon approaches the horizon, the amount of chlorine dioxide we observe in the path through the atmosphere to the moon increases in a well-defined way dur-

ing a night of observations. That provides an important check on the measurements, one that I have always felt was a simple but elegant way to confirm the data (albeit at times challenging to the observer, particularly when adjusting instruments throughout the frigid Antarctic night at surface temperatures below -40°C).

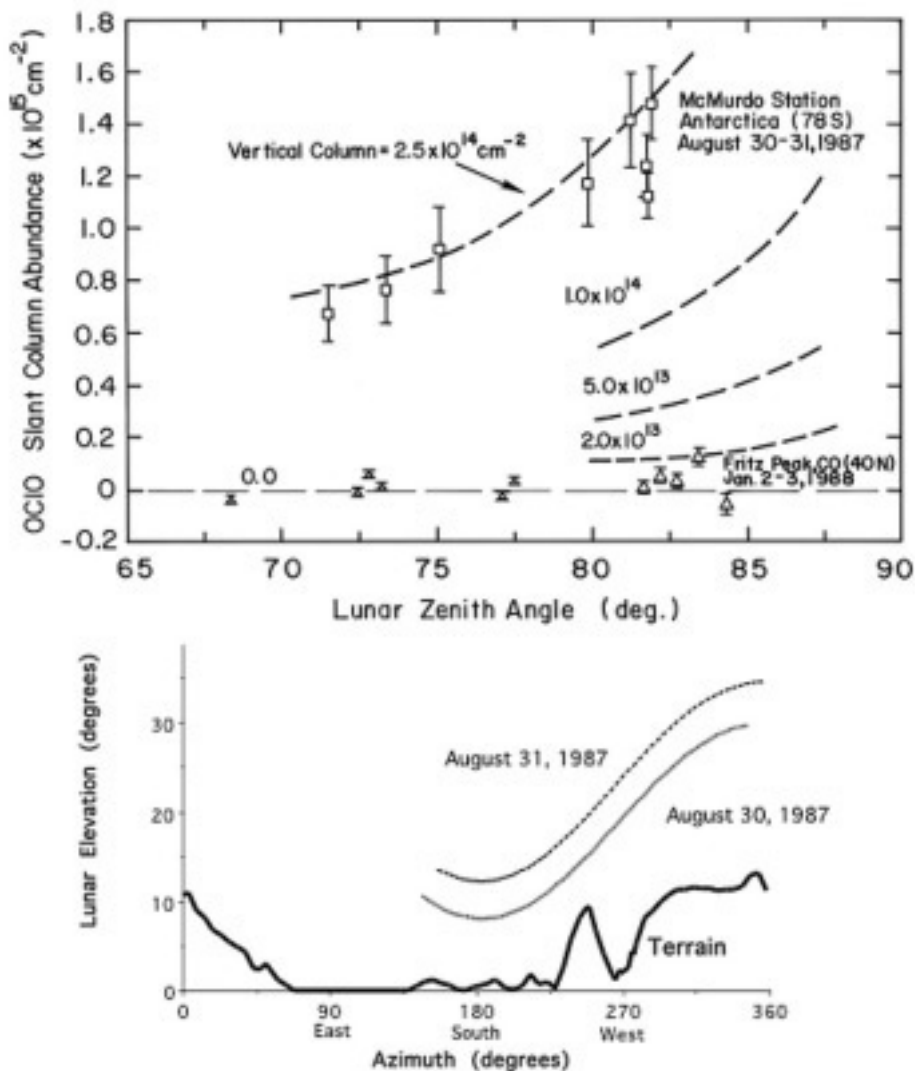


Figure 4. Observations of nighttime OCIO (top) using the direct light of the moon as a light source. The position of the moon at our laboratory is shown in the bottom panel. The OCIO changes with lunar angle (upper panel), and the observations at McMurdo systematically followed the expected behavior throughout the night. In contrast, OCIO levels are below the detection limit of the instrument in Colorado in winter as illustrated.

2.4 First Measurements in the Arctic

Having seen that chlorine dioxide was greatly enhanced in Antarctica, my colleagues and I went north to Thule, Greenland in January 1988 to search for enhanced chlorine chemistry there. Using the moon as the light source, we were able to see the first clear signs that chlorine dioxide was also significantly enhanced in the north compared to gas-phase chemistry (Solomon et al., 1988). The levels of chlorine dioxide that we observed in Greenland that year were not as large as in the Antarctic. That might be generally expected since the Arctic stratosphere in winter is nearly always warmer than the Antarctic. As in Antarctica, Arctic polar ozone loss depends upon the overlap between chemical perturbations due to cold temperatures, associated polar stratospheric clouds, and sunlight. In recent years, substantial Arctic ozone depletion has been observed in some especially cold years, but the depletion is not as large as in the Antarctic. A key factor in the difference is that Arctic temperatures nearly always warm up in spring much earlier than in the Antarctic, limiting the overlap between sunlight and cold temperatures and cutting off the ozone depletion.

3. New Phases in Understanding Surfaces: Liquid Particles and Volcanoes

At the time of discovery of the ozone hole, it was thought that polar stratospheric clouds were composed entirely of solid particles, mainly water ice. But in addition to the solid phase, we now know that the liquid phase is also important to stratospheric chemistry, and the solid and liquid particles of the stratosphere contain additional chemical species besides water. Indeed, polar stratospheric cloud surfaces can even be composed of supercooled liquids. Liquid sulfuric acid and water particles, and nitric acid hydrates and solutions are part of the family of varieties of surfaces that contribute to polar stratospheric clouds. All of these surfaces are now known to drive much of the same surface chemistry, and this has relaxed the threshold for enhanced ozone loss related to surface chemistry from a picture in which temperatures had to be extremely cold (to allow water ice to form) to a far more widespread phenomenon affecting latitudes outside the polar regions. A key factor is the availability of water in and on the surfaces, which affects their reactivity (Hanson et al., 1994; Solomon, 1999). These considerations also appear to have important effects on the interannual variability of polar ozone depletion, as I will now describe.

By the late 1980s, several scientists began to conduct laboratory studies to examine whether some of the surface chemistry that takes place on solid polar stratospheric clouds might also occur on the liquid surfaces that are known to be present throughout much of the lower stratosphere. These are composed mainly of sulfuric acid and water. Further, their abundances can be greatly enhanced after explosive volcanic eruptions, which can deposit large amounts of sulfur dioxide at stratospheric altitudes. The sulfur dioxide oxidizes to form sulfuric acid, which in turn increases stratospheric particle sizes and surface area. My colleagues and I have made several contributions to the understanding of liquid phase chemistry in the stratosphere, particularly regarding the role of volcanic effects.

Laboratory studies by multiple groups have shown that the surface reaction between HCl and ClONO₂ that is so important on solid polar stratospheric clouds can also occur on liquid surfaces, albeit with a rate that is a strong function of temperature. Other important sur-

face chemistry can also occur on liquid surfaces (such as the hydrolysis of N_2O_5 and BrONO_2) and these also enhance ozone depletion.

With several colleagues, I conducted a number of modeling studies of this new liquid phase chemistry. We first showed that such reactions probably played a significant role in driving mid-latitude ozone loss after the eruption of the Mexican volcano El Chichon in the early 1980s (Hofmann and Solomon, 1989), thereby influencing the early detection of changes in northern hemisphere mid-latitude ozone due to manmade chlorine. While the discovery and explanation of the Antarctic ozone hole was important to policy deliberations, the identification and explanation of ozone loss at mid-latitudes probably helped inspire further action by policymakers to reduce emissions of CFCs. At that time, the future amount of CFCs was projected to continue to increase in the atmosphere, and we postulated that more ozone loss could occur if a large eruption were to occur in the presence of these increased levels of chlorine. The eruption of Mt. Pinatubo in the Philippines in 1991 provided a test. Observations revealed widespread mid-latitude ozone loss after the eruption of Pinatubo in the northern hemisphere. However, there was no obvious southern mid-latitude ozone loss at that time, an observation that stands today as a key challenge to present understanding. Nevertheless, observations of nitrogen dioxide, chlorine monoxide, and other chemicals in both hemispheres do support the view that important ozone-destroying surface reactions indeed occur on liquid surfaces in the mid-latitude stratosphere following major volcanic eruptions.

My colleagues and I argued that volcanic surfaces can also be important in polar regions, because there too they can enhance the amount of surface area available to drive the chemistry, making the polar stratospheric clouds even more abundant and effective (Solomon et al., 1993; Portmann et al., 1996). We suggested that reactions on volcanic surfaces might have played a very important role in the onset of observable Antarctic ozone loss in the early 1980s, after the eruption of the Mexican volcano El Chichon. We also argued for larger depletions following Pinatubo in the early 1990s, and in the Arctic (Solomon et al., 1996; Solomon et al., 1998). Figure 5 shows our calculations of how the combined effects of increasing chlorine and modulation of polar stratospheric clouds by volcanic activity probably affected the Antarctic ozone record, enhancing the depletion after the two major eruptions in the early 1980s and early 1990s compared to what likely would have occurred if no volcanoes had erupted.

Figure 5 suggests that the lives of many scientists, and the evolution of international policy, could have been quite different without the eruption of El Chichon in the early 1980s: it likely would have taken several more years before the effects of chlorine would have been large enough to produce a clearly detectable ozone hole without the enhancements due to the volcanic aerosols. But as we contemplate the ways in which human-produced chlorine is influenced by temperature and by volcanoes, it is helpful to underscore that there was no measurable ozone depletion after earlier eruptions such as that of Mt. Agung in 1966 or Mt. Fuego in 1974. Cold temperatures, solid polar stratospheric clouds, and liquid volcanic particles are all factors that modulate the ozone depletion, but the fundamental cause of the loss is the large increase in ozone-destroying chlorine and bromine caused by human use of chlorofluorocarbons and, to a lesser extent, bromocarbons.

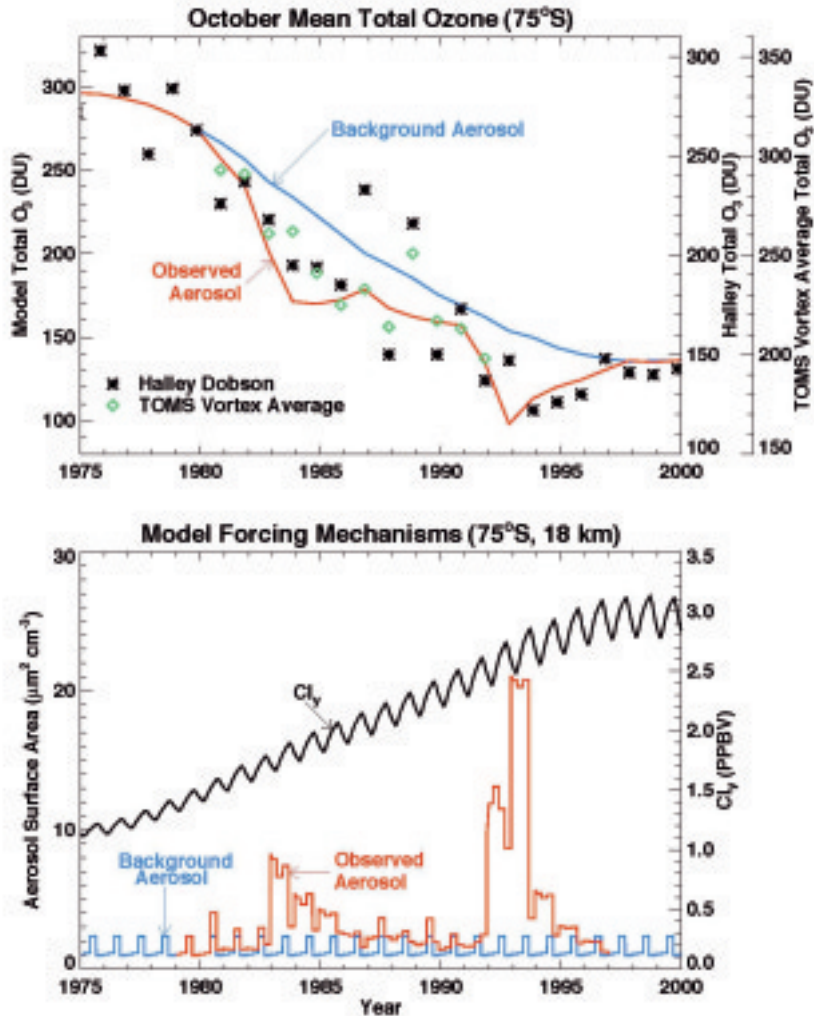


Figure 5. The top panel shows the evolution of the October monthly mean ozone at 75S. Total ozone measurements from Halley and from satellite data averages over the vortex are compared to model results run with and without considering aerosol surface area variations, updated from Portmann et al. (1996). The bottom panel shows the factors which produced the model results: increasing active chlorine (Cl_x) due to CFC emissions and aerosol surface areas determined from satellite data. The eruptions of the volcanoes El Chichon in the early 1980s and Pinatubo in the early 1990s are reflected in large enhancements in polar stratospheric cloud surface areas as shown.

Thus it has been my privilege to be involved in multiple phases of understanding of ozone loss chemistry in modeling and in observations. The picture has evolved from the gas-phase alone to solids and liquids. Further, the understanding of liquid phase chemistry has led to an evolution of thinking from extreme cold to less extreme, expanding both the processes that must be considered and where they can occur in altitude and latitude. Today our ozone layer is greatly depleted in the Antarctic, with some modulation from year to year depending upon meteorological conditions and volcanic activity. Arctic ozone is also depleted, by as much as about 25% in cold years, and the ups and downs of meteorological variability are extremely important in modulating the ozone loss from one year to another. Southern mid-latitudes display more depletion than the north, and there are questions about the roles of inter-annual and interdecadal changes in meteorology for mid-latitude ozone changes, but there is significant depletion of about 5-8% at mid-latitudes of both hemispheres. Thus, much of the world's population now lives under a reduced ozone shield and a greater level of ultraviolet exposure than we did a generation ago. An important scientific question regarding mid-latitude ozone loss is the dilution of ozone-depleted air from higher latitudes, and the extent to which surface chemistry occurring on cold air outside the polar regions may spread to lower latitudes, enhancing the ozone loss.

4. Reflections on Ozone Depletion, Climate Change, and the Role of Science in Environmental Decision-Making

Policymakers met repeatedly to discuss evolving findings on ozone depletion during the late 1980s and 1990s, and progressively developed global agreements to reduce and eventually to phase out the emissions of the responsible gases. Today the global annual emissions of CFCs have dropped by more than 90% compared to their peak values, demonstrating the effectiveness of those policies. But the concentrations of the CFCs are dropping only very slowly, because the cleansing of the atmosphere is limited by the lifetimes. For example, CFC-113 was used primarily as a solvent, and other chemicals and processes have now taken its place in those applications nearly worldwide, so that its global emissions are now close to zero. But with an atmospheric lifetime of about 80 years, even the complete cessation of emissions can only result in a slow decay at about 1% per year for this gas. Thus, the solvents used for example during the boom in electronics in cleaning component chips in the 1980s, leading to the modern lifestyle we enjoy today, will remain in our atmosphere and continue to deplete ozone for many decades.

I would now like to briefly sketch some ideas about scientific parallels and differences between ozone depletion and climate change, and I emphasize that these thoughts are purely personal reflections.

Ozone depletion and climate change are different phenomena. Although the loss of ozone does have an influence on surface climate, perhaps even a very significant influence in the Antarctic (see, e.g., Thompson and Solomon, 2002), it is not the primary cause of global climate change. In fact, it leads to a cooling rather than a warming. Rather, global warming is primarily driven by increases in carbon dioxide. But carbon dioxide is a gas with an average atmospheric lifetime of more than a century, just like some of the chlorofluorocarbons (see

Table 1). Thus both of these environmental issues involve substances that last longer than a human lifetime, so both issues are a legacy that people are giving to their children and grandchildren. They challenge us to think beyond ourselves, to a longer-term view of the role of each generation, its footprint on the lives of the next, and even its footprint on civilization.

For both ozone depletion and climate change, well understood physical or physical/chemical processes can be identified that imply that these gases surely do influence the atmosphere – in the case of the CFCs, by increasing chlorine and depleting ozone; in the case of carbon dioxide by altering the planetary energy budget, increasing the retention of radiant energy by the planet and hence leading to a warmer world.

For both ozone depletion and climate change, observations of the gases causing the changes come from sites around the world, and in ice cores, and these clearly reveal the role of man in driving today's concentrations upward – in the case of carbon dioxide, to levels higher than they have been in at least a half a million years.

In the case of ozone depletion, human-made chlorine undergoes chemistry, particularly surface chemistry, that leads directly to large ozone losses. The processes involved are not greatly dependent on how the atmosphere evolves (possible feedbacks) as depletion occurs. But in the case of climate change, the scientific problem is challenging because the feedbacks are known to be large, and may include stabilizing as well as destabilizing mechanisms. Climate change increases surface temperatures and water vapor. The enhanced water vapor can further enhance global warming, but just how much enhancement occurs depends sensitively on the amount and the vertical profile of the change. Further, climate change may lead to changes in cloudiness that reflect more radiation out to space (causing a stabilizing cooling effect), or absorb more radiation (enhancing the warming). So the role of numerous large feedbacks is critical for climate, making it a different scientific challenge than the large direct impact of ozone depletion.

The strongly seasonal nature of the ozone depletion and its chemistry in Antarctica has greatly facilitated its detection and attribution to CFCs. Because the Antarctic ozone hole opens up every year, and is accompanied by dramatic changes in many chemicals that we can observe using multiple techniques (such as chlorine dioxide and nitrogen dioxide as discussed in this paper), the relationship between chlorine chemistry and the ozone depletion can be demonstrated in just a single season of observations – as it was in the 1980s. If we had not done those measurements at that time, we could go to Antarctica now and in just one season could show why the ozone there drops so quickly and dramatically. Global warming is a slow and pervasive phenomenon, requiring careful measurements over many decades. It requires consummate attention to long-term measurements rather than a short campaign. And it is much harder to measure all of the factors that are important (such as clouds, sea surface temperatures, water vapor, particulates, etc.) Thus the jigsaw puzzle of related observational evidence is far more difficult to assemble.

There is strong evidence that the global average temperature of the Earth increased during the 20th century, by about 0.6°C. Further, most of the globally averaged warming of the past 50 years is attributable to human activities. Some regions have been subject to larger trends, while others have experienced smaller changes or even localized cooling. Regional

variability in climate is a well-known phenomenon, and there is ample evidence for regional-scale fluctuations in the past. How are the observed regional changes linked to the global mean change, and how much confidence can we place in projections for the future at both global and smaller scales? This is a key scientific challenge, but I would suggest that it shows why global warming is an even bigger societal challenge. That is because it represents yet another way in which global warming challenges us to think beyond ourselves: to consider not just what is occurring or may occur in our own backyards, but also those of our neighbors, as well as those of people very far away, across huge gulfs of mountains, oceans, economies, and cultures.

Like ozone depletion, some key problems for climate change may relate to ice. Formation and melting of ice relating to global warming is a phenomenon that merits careful attention, because small changes in temperature can have important effects on phases of matter: solid versus liquid. While Antarctic sea ice trends have not yet been conclusively demonstrated, Arctic sea ice has declined in the past few decades, and dramatic changes have been noted in some recent years. Snowpack and glaciers are also changing in many areas, with the potential for large effects on water resources. Finally, the melting of the ice on the Greenland or the West Antarctic ice sheets is a critical question for future climate change. The great ice sheets have not always held as much water as they do today, and the consequences of that for global sea level in the geologic past thousands of years ago were very large. Many scientists are asking whether the Greenland ice sheet could melt due to global warming, with a related rise in sea level of perhaps 3-6 meters. An interesting scientific question is whether it is the Arctic or Antarctic polar ice sheet that is more likely to change in a warmer world. The possibility of changes in processes relating to ice at the two poles is a key vulnerability in the climate system – perhaps ironically, the same issue that has been a cornerstone of the ozone problem and of my own scientific career.

But the possibility of stabilizing influences on ice and snow must also be carefully evaluated: could increased snowfall in a warmer wetter world with altered storm tracks compensate for rising Greenland temperatures, leaving the ice unchanged? Perhaps we will be lucky and the competing influence of more melt will be exactly balanced, or even overbalanced in some places, by more snow. That implies that a critical issue in climate change is evaluation of the risk.

Science is an important input to societal choices about risk, but decisions about risk are seldom made through science alone. They involve considerations ranging from science, to cultural values, to economics, to diplomacy and beyond. For both science and policy a key question is how to use science objectively, so that future history books will document that humankind dealt with climate change as wisely as I believe that it did with ozone depletion. As I have emphasized in this lecture, that will challenge us to think very deeply, and very far beyond ourselves: across generations and around this beautiful blue planet that is home to all of us.

References

Solomon, S., R.R. Garcia, F.S. Rowland, and D.J. Wuebbles, On the depletion of Antarctic ozone, *Nature*, 321, 755-758, 1986.

- Mount, G. H., R.W. Sanders, A.L. Schmeltekopf, and S. Solomon, Visible spectroscopy at McMurdo Station, Antarctica, 1. Overview and daily variations of NO₂ and O₃, austral spring, 1986, *J. Geophys. Res.*, 92, 8320-8328, 1987.
- Solomon, S., G.H. Mount, R.W. Sanders and A.L. Schmeltekopf, Visible spectroscopy at McMurdo Station, Antarctica, 2. Observation of OCIO, *J. Geophys. Res.*, 92, 8329-8338, 1987.
- Solomon, S., G.H. Mount, R.W. Sanders, R.O. Jakoubek, and A.L. Schmeltekopf, Observation of the nighttime abundance of OCIO in the winter stratosphere above Thule, Greenland, *Science*, 242, 550-555, 1988.
- Hofmann, D., and S. Solomon, Ozone destruction through heterogeneous chemistry following the eruption of El Chichon, *J. Geophys. Res.*, 94, 5029-5041, 1989.
- Sanders, R. W., S. Solomon, J. P. Smith, L. Perliski, H. L. Miller, G. H. Mount, J. G. Keys, and A. L. Schmeltekopf, Visible and near-ultraviolet spectroscopy at McMurdo Station, Antarctica, 9. Observations of OCIO from April-October, 1991, *J. Geophys. Res.*, 98, 7219-7228, 1993.
- Solomon, S., R. W. Sanders, R. R. Garcia, and J. G. Keys, Increased chlorine dioxide over Antarctica caused by volcanic aerosols from Mount Pinatubo, *Nature*, 363, 245-248, 1993.
- Hanson, D. H., A. R. Ravishankara, and S. Solomon, Heterogeneous reactions in sulfuric acid aerosols: a framework for model calculations, *J. Geophys. Res.*, 99, 3615-3629, 1994.
- Portmann, R. W., S. Solomon, R. R. Garcia, L. W. Thomason, L. R. Poole, and M. P. McCormick, Role of aerosol variations in anthropogenic ozone depletion in polar regions, *J. Geophys. Res.*, 101, 22991-23006, 1996.
- Solomon, S., R. W. Portmann, R. R. Garcia, L. W. Thomason, L. R. Poole, and M. P. McCormick, The role of aerosol variations in anthropogenic ozone depletion at northern mid-latitudes, *J. Geophys. Res.*, 101, 6713-6727, 1996.
- Solomon, S. R. W. Portmann, R. R. Garcia, W. Randel, F. Wu, R. Nagatani, J. Gleason, L. Thomason, L. R. Poole, and M. P. McCormick, Ozone depletion at mid-latitudes: Coupling of volcanic aerosols and temperature variability to anthropogenic chlorine, *Geophys. Res. Lett.*, 25, 1871-1874, 1998.
- Miller, H. L., R. W. Sanders, and S. Solomon, Observations and interpretation of column OCIO seasonal cycles at two polar sites, *J. Geophys. Res.*, 104, 18769-18783, 1999.
- Solomon, S., Stratospheric ozone depletion: A review of concepts and history, *Rev. Geophys.*, 37, 275-316, 1999.
- Thompson, D. W. J., and S. Solomon, Interpretation of recent southern hemisphere climate change, *Science*, 296, 895-899, 2002.

Major Publications

Dr. Susan Solomon

Books:

- Brasseur, G., and S. Solomon, *Aeronomy of the Middle Atmosphere*, Reidel Pub., Co., Dordrecht, 1984. (in English, also translated into Russian and Chinese). Second edition, 1986. Third edition, 2005.
- Solomon, S., *The Coldest March*, Yale University Press, New Haven and London, 2001. [selected for the prestigious '2001 Books of the Year' lists of the New York Times, the Economist (UK), and the Independent (UK)]. Finalist, Independent Publishers' Book Awards, 2001. Winner, Colorado Book Award, 2002. Louis Battan Prize of the American Meteorological Society, 2003.

Journal Publications:

- Dr. Susan Solomon was named the third most highly cited geoscientist in the world during the decade of the 1990s by Science Watch in December, 2001. Her publication record is as follows:
- Fishman, J., S. Solomon, and P.J. Crutzen, Observational and theoretical evidence in support of a significant in situ photochemical source of tropospheric ozone, *Tellus*, 31, 432, 1979.
- Johnston, H.S. and S. Solomon, Thunderstorms as possible micrometeorological sink for stratospheric water, *J. Geophys. Res.*, 84, 3155, 1979.
- Crutzen, P.J. and S. Solomon, Response of mesospheric ozone to particle precipitation, *Planet. and Space Sci.*, 28, 1147, 1980.
- Solomon, S., H.S. Johnston, M. Kowalczyk, and I. Wilson, Instantaneous global ozone balance including observed nitrogen dioxide, *Pure App. Geophys.*, 118, 58, 1980.
- Solomon, S. and P.J. Crutzen, Analysis of the August 1972 solar proton event including chlorine chemistry, *J. Geophys. Res.*, 86, 1140, 1980.
- Rusch, D.W., J.C. Gerard, S. Solomon, P.J. Crutzen, and G.C. Reid, The effect of particle precipitation events on the neutral and ion chemistry of the middle atmosphere - I. Odd nitrogen, *Planet. and Space Sci.*, 29, 767, 1981.
- Solomon, S., D.W. Rusch, J.C. Gerard, G.C. Reid, and P.J. Crutzen, The effect of particle precipitation on the neutral and ion chemistry of the middle atmosphere - II. Odd hydrogen, *Planet. and Space Sci.*, 29, 885, 1981.
- Solomon, S., P.J. Crutzen, and R.G. Roble, Photochemical coupling between the thermosphere and the lower atmosphere I. Odd nitrogen from 50 to 120 km, *J. Geophys. Res.*, 87, 7206, 1982.
- Solomon, S., G.C. Reid, R.G. Roble, and P.J. Crutzen, Photochemical coupling between the thermosphere and the lower atmosphere II. D region ion chemistry and winter anomaly, *J. Geophys. Res.*, 87, 7221, 1982.
- Solomon, S., E.E. Ferguson, D.W. Fahey and P.J. Crutzen, On the chemistry of H₂O, H₂ and meteoritic ions in the mesosphere and lower thermosphere, *Planet. Space Sci.*, 30, 1117, 1982.
- Garcia, R.R., and S. Solomon. A numerical model of the zonally averaged dynamical and chemical structure of the middle atmosphere, *J. Geophys. Res.*, 88, 1379, 1983.
- Solomon, S., The possible effects of translationally excited nitrogen atoms on lower thermospheric odd nitrogen, *Planet. Space Sci.*, 31, 135, 1983.
- Solomon, S., Minor constituents in the stratosphere and mesosphere, *Rev. Geophys. Space Phys.*, 21, 276, 1983.
- Solomon, S., G.C. Reid, D.W. Rusch, and R.J. Thomas, Mesospheric ozone depletion during the solar proton event of July 13, 1982, Part II. Comparison between theory and measurements, *Geophys. Res. Lett.*, 10, 257, 1983.
- Solomon, S., D.W. Rusch, R.J. Thomas and R.S. Eckman, Comparison of mesospheric ozone abundances measured by the solar mesosphere explorer and model calculations, *Geophys. Res. Lett.*, 10, 249, 1983.
- Solomon, S., and R.R. Garcia, On the distribution of nitrogen dioxide in the high latitude stratosphere, *J. Geophys. Res.*, 88, 5497, 1983.
- Solomon, S., and R.R. Garcia, Simulation of NO_x partitioning along isobaric parcel trajectories, *J. Geophys. Res.*, 88, 5497, 1983.
- Garcia, R.R., S. Solomon, R.G. Roble, and D.W. Rusch, A numerical model study of the response of the middle atmosphere to changing solar activity, *Planet. Space Sci.*, 32, 411, 1984.
- Russell, J.M., S. Solomon, L. Gordley, E. Remsberg, and L. Callis, The variability of stratospheric and mesospheric NO₂ in the polar winter night observed by LIMS, *J. Geophys. Res.*, 89, 7267, 1984.
- Solomon, S., and R.R. Garcia, Transport of thermospheric NO to the upper stratosphere?, *Planet. Space Sci.*, 32,

- 399, 1984.
- Solomon, S., and R.R. Garcia, On the distribution of long lived tracers and chlorine species in the middle atmosphere, *J. Geophys. Res.*, 89, 11633, 1984.
- Solomon, S., G.H. Mount, and J.M. Zawodny, Measurements of stratospheric NO₂ from the solar mesosphere explorer satellite II. General morphology of observed NO₂ and derived N₂O₃, *J. Geophys. Res.*, 89, 7317, 1984.
- Thomas, R.J., C.Barth, and S.Solomon, Seasonal variations of ozone in the upper mesosphere and gravity waves, *Geophys. Res. Lett.*, 11, 673, 1984.
- Garcia, R.R., and S.Solomon, The effect of breaking gravity waves on the dynamics and chemical composition of the mesosphere and lower thermosphere, *J. Geophys. Res.*, 90, 3850, 1985.
- Solomon, S., R.R. Garcia, J.J. Olivero, R.M. Bevilacqua, P.R. Schwartz, R.T. Clancy, and D.O. Muhleman, Photochemistry and transport of carbon monoxide in the middle atmosphere, *J. Atmos. Sci.*, 42, 1072, 1985.
- Solomon, S., R.R. Garcia, and F. Stordal, Transport processes and ozone perturbations, *J. Geophys. Res.*, 90, 12981-12989, 1985.
- Austin, J., R.R. Garcia, J.M. Russell, S.Solomon, and A.F. Tuck, On the atmospheric photochemistry of nitric acid, *J. Geophys. Res.*, 91, 5477-5485, 1986.
- Kiehl, J.T., and S.Solomon, On the radiative balance of stratosphere, *J. Atmos. Sci.*, 43, 1525-1534, 1986.
- Reid, G.C., and S. Solomon, On the existence of an extraterrestrial source of water vapor in the middle atmosphere, *Geophys. Res. Lett.*, 13, 1129-1132, 1986.
- Solomon, S., J.M. Russell III, and L.L. Gordley, Observations of the diurnal variation of nitrogen dioxide in the stratosphere, *J. Geophys. Res.*, 91, 5455-5464, 1986.
- Solomon, S., R.R. Garcia, F.S. Rowland, and D.J. Wuebbles, On the depletion of Antarctic ozone, *Nature*, 321, 755-758, 1986.
- Solomon, S., J.T. Kiehl, R.R. Garcia, and W. Grose, Tracer transport by the diabatic circulation deduced from satellite observations, *J. Atmos. Sci.*, 43, 1603-1617, 1986.
- Solomon, S., J.T. Kiehl, B.J. Kerridge, E. E. Remsberg, and J.M. Russell, Evidence for non-local thermodynamic equilibrium in the n₃ mode of mesospheric ozone, *J. Geophys. Res.*, 91, 9865-9876, 1986.
- Bjarnason, G. G., S. Solomon, and R.R. Garcia, Tidal influences on vertical diffusion and diurnal variability of ozone in the mesosphere, *J. Geophys. Res.*, 92, 5609-5620, 1987.
- Garcia, R. R., S. Solomon, S.K. Avery and G.C. Reid, Transport of nitric oxide and the D-region winter anomaly, *J. Geophys. Res.*, 92, 977-994, 1987.
- Garcia, R.R., and S. Solomon, A possible relationship between interannual variability in Antarctic ozone and the quasi-biennial oscillation, *Geophys. Res. Lett.*, 14, 848-851, 1987.
- LeTexier, H., S. Solomon, and R.R. Garcia, Seasonal variability of the OH Meinel bands, *Planet. Space Sci.*, 35, 977-989 1987.
- Roble, R.G., B.A. Emery, T.L. Killeen, G.C. Reid, S. Solomon, R.R. Garcia, D.S. Evans, P.B. Hays, G.R. Carrigan, R.A. Heelis, W.B. Hanson, D.J. Winningham, N.W. Spencer, and L.H. Brace, Joule heating in the mesosphere and thermosphere during the July 13, 1982 solar proton event, *J. Geophys. Res.*, 92, 6083-6090, 1987.
- Solomon, S., A.L. Schmeltekopf, and R.W. Sanders, On the interpretation of zenith sky absorption measurements, *J. Geophys. Res.*, 92, 8311-8319, 1987.
- Mount, G. H., R.W. Sanders, A.L. Schmeltekopf, and S. Solomon, Visible spectroscopy at McMurdo Station, Antarctica, 1. Overview and daily variations of NO₂ and O₃, austral spring, 1986, *Geophys. Res.*, 92, 8320-8328, 1987.
- Solomon, S., G.H. Mount, R.W. Sanders and A.L. Schmeltekopf, Visible spectroscopy at McMurdo Station, Antarctica, 2. Observation of OCIO, *J. Geophys. Res.*, 92, 8329-8338, 1987.
- Sanders, R. W., S. Solomon, G.H. Mount, M.W. Bates and A.L. Schmeltekopf, Visible spectroscopy at McMurdo Station Antarctica, 3. Observations of NO₃, *J. Geophys. Res.*, 92, 8339-8342, 1987.
- Solomon, S., and R.R. Garcia, Current understanding of mesospheric transport processes, *Phil. Trans. R. Soc. Lond. A*, 323, 655-666, 1987.
- Spear, K.A., and S. Solomon, Mesospheric ionization and O₂ (1Δg) depletion, *Planet. Space Science.*, 35, 1057-1091, 1987.
- Le Texier, H., S. Solomon, and R.R. Garcia, The role of molecular hydrogen and methane oxidation in the water vapor budget of the stratosphere, *Quart. J. Roy. Met. Soc.*, 114, 281-295, 1988.

- Solomon, S., The mystery of the Antarctic ozone hole, *Rev. Geophys.*, 26, 131-148, 1988.
- Mount, G.H., S. Solomon, R.W. Sanders, R.O. Jakoubek, and A.L. Schmeltekopf, Observations of stratospheric NO₂ and O₃ at Thule, Greenland, *Science*, 242, 555-558, 1988.
- Solomon, S., G.H. Mount, R.W. Sanders, R.O. Jakoubek, and A.L. Schmeltekopf, Observation of the nighttime abundance of OClO in the winter stratosphere above Thule, Greenland, *Science*, 242, 550-555, 1988.
- Hofmann, D., and S. Solomon, Ozone depletion through heterogeneous chemistry following the eruption of the El Chichon Volcano, *J. Geophys. Res.*, 94, 5029-5041, 1989.
- Le Texier, H., S. Solomon, R.J. Thomas and R.R. Garcia, OH (7-5) Meinel band day glow and night glow measured by the SME limb scanning near infrared spectrometer: comparison of the observed seasonal variability with two-dimensional model simulations, *Ann. Geophysicae*, 7, 365, 1989.
- Sanders, R.W., S. Solomon, M.A. Carroll, and A.L. Schmeltekopf, Visible and near-ultraviolet spectroscopy at McMurdo Station, Antarctica, 4. overview and daily measurements of NO₂, O₃ and OClO in 1989, *J. Geophys. Res.*, 94, 11381, 1989.
- Solomon, S., R.W. Sanders, M.A. Carroll and A.L. Schmeltekopf, Visible and near-ultraviolet spectroscopy at McMurdo Station, Antarctica, 5. Diurnal variations of OClO and BrO, *J. Geophys. Res.*, 94, 11393, 1989.
- Carroll, M.A., R.W. Sanders, S. Solomon, and A.L. Schmeltekopf, Visible and near-ultraviolet spectroscopy at McMurdo Station, Antarctica, 6. Observations of BrO, *J. Geophys. Res.*, 94, 16633, 1989.
- Solomon, S., H.L. Miller, Jr., J.P. Smith, R.W. Sanders, G.H. Mount, A.L. Schmeltekopf, and J.F. Noxon, Atmospheric NO₃, 1. Measurement technique and the annual cycle at 40°N, *J. Geophys. Res.*, 94, 11041-11048, 1989.
- Solomon, S., R. W. Sanders, G. H. Mount, M. A. Carroll, R. O. Jakoubek and A. L. Schmeltekopf, Atmospheric NO₃, 2. Observations in polar regions, *J. Geophys. Res.*, 94, 16423-16428, 1989.
- Perliski, L., S. Solomon and J. London, On the interpretation of seasonal variations in stratospheric ozone, *Planet. Space. Sci.*, 37, 1527, 1989.
- Vaida, V., S. Solomon, E. C. Richard, E. Ruehl, and A. Jefferson, Photoisomerisation of OClO: a polar ozone depletion mechanism, *Nature*, 342, 405-408, 1989.
- Poole, L. R., S. Solomon, M. P. McCormick and M. C. Pitts, The interannual variability of polar stratospheric clouds and related parameters in Antarctica during September and October, *Geophys. Res. Lett.*, 16, 1157-1160, 1989.
- Smith, J. P., and S. Solomon, Atmospheric NO₃, 3. Sunrise disappearance and the stratospheric profile, *J. Geophys. Res.*, 95, 13819, 1990.
- Jones, R. L., D. S. McKenna, L. R. Poole and S. Solomon, On the influence of polar stratospheric clouds on chemical composition during the 1988/9 Arctic winter, *Geophys. Res. Lett.*, 17, 545, 1990.
- Jones, R. L., D. S. McKenna, L. R. Poole, and S. Solomon, Simulating the evolution of the chemical composition of the 1988/9 winter vortex, *Geophys. Res. Lett.*, 17, 549, 1990.
- Poole, L. R., S. Solomon, B. W. Gandrud, K. A. Powell, J. Dye, R. L. Jones, and D. J. McKenna, The polar stratospheric cloud event of January 24, 1989, 1., Microphysics, *Geophys. Res. Lett.*, 17, 537, 1990.
- Jones, R. L., S. Solomon, D. S. McKenna, L. R. Poole, W. H. Brune, D. Toohey, J. G. Anderson and D. W. Fahey, The polar stratospheric cloud event of January 24, 1989, 2., Photochemistry, *Geophys. Res. Lett.*, 17, 541, 1990.
- McKenna, D. S., R. L. Jones, L. R. Poole, S. Solomon, D. W. Fahey, K. K. Kelly, M. T. Proffitt, W. H. Brune, M. Loewenstein and K. R. Chan, Calculations of ozone destruction during the 1988/9 Arctic winter, *Geophys. Res. Lett.*, 17, 553, 1990.
- Fahey, D. W., S. Solomon, S. R. Kawa, M. Loewenstein, J. R. Podolske, S. E. Strahan, and K. R. Chan, Reactive nitrogen and nitrous oxide in the lower polar stratosphere: a case study in the coupling of photochemistry and dynamics, *Nature*, 345, 698, 1990.
- Solomon, S., Nitrogen chemistry in Antarctica: A brief review, in *NATO Advanced Study Workshop on the Middle Atmosphere of the Southern Hemisphere*, A. O'Neill and C. Mechoso, eds., pp. 191-202, D. Reidel Pub. Co., 1990.
- Salby, M. L., P. Callaghan, S. Solomon, and R. R. Garcia, Chemical fluctuations associated with vertically propagating equatorial Kelvin waves, *J. Geophys. Res.*, 95, 20491-20506, 1990.
- Solomon, S., R. W. Sanders, and H. L. Miller, Jr., Visible and near-ultraviolet spectroscopy at McMurdo Station, Antarctica, 7. OClO diurnal photochemistry and implications for ozone destruction, *J. Geophys. Res.*, 95,

- 13807, 1990.
- Solomon, S., Antarctic ozone: progress towards a quantitative understanding, *Nature*, 347, 347-354, 1990.
- Kawa, S. R., D. W. Fahey, S. Solomon, D. L. Anderson, W. H. Brune, M. H. Proffitt, D. W. Toohey, L. C. Anderson, and K. R. Chan, Interpretation of aircraft measurements of NO, ClO, and O₃ in the lower stratosphere, *J. Geophys. Res.*, 95, 18597, 1990.
- Mlynczak, M. G. and S. Solomon, Middle atmosphere heating by exothermic chemical reactions involving odd-hydrogen species, *Geophys. Res. Lett.*, 18, 37, 1991.
- Mlynczak, M. G., and S. Solomon, On the efficiency of solar heating in the middle atmosphere, *Geophys. Res. Lett.*, 18, 1201, 1991.
- Reid, G. C., S. Solomon, and R. R. Garcia, Response of the middle atmosphere to the solar proton events of August-December, 1989, *Geophys. Res. Lett.*, 18, 1019, 1991.
- McKenzie, R. L., P. V. Johnston, J. B. Kerr, C. T. McElroy, and S. Solomon, Altitude distributions of stratospheric constituents from ground based measurements at twilight, *J. Geophys. Res.*, 96, 15499, 1991.
- Solomon, S., and J. G. Keys, Seasonal variations in Antarctic NO_x chemistry, *J. Geophys. Res.*, 97, 7971, 1992.
- Kawa, S. R., D. W. Fahey, L. E. Heidt, S. Solomon, D. E. Anderson, M. Loewenstein, M. H. Proffitt, J. J. Margitan, and K. R. Chan, Photochemical partitioning of the reactive nitrogen and chlorine reservoirs in the high latitude stratosphere, *J. Geophys. Res.*, 97, 7905, 1992.
- Solomon, S., M. J. Mills, L. E. Heidt, and A. F. Tuck, On the evaluation of ozone depletion potentials, *J. Geophys. Res.*, 97, 825, 1992.
- Proffitt, M. H., S. Solomon, and M. Loewenstein, Comparison of 2-D model simulations of ozone and nitrous oxide at high latitudes with stratospheric measurements, *J. Geophys. Res.*, 97, 939, 1992.
- Hofmann, D. J., S. J. Oltmans, J. M. Harris, S. Solomon, T. Deshler, and B. J. Johnson, Observation and possible causes of new ozone depletion in Antarctica in 1991, *Nature*, 359, 283, 1992.
- Pollock, W. H., L. E. Heidt, R. E. Lueb, J. E. Vedder, M. J. Mills, and S. Solomon, On the age of stratospheric air and ozone depletion potentials, *J. Geophys. Res.*, 97, 12993, 1992.
- Solomon, S., and D. L. Albritton, A new analysis of time-dependent ozone depletion potentials, *Nature*, 357, 33, 1992.
- Garcia, R. R., F. Stordal, S. Solomon, and J. T. Kiehl, A new numerical model of the middle atmosphere. 1. Dynamics and transport of tropospheric source gases, *J. Geophys. Res.*, 97, 12967-12991, 1992.
- Mellouki, A., R. K. Talukdar, A. M. Schmoltner, T. Gierczak, M. J. Mills, S. Solomon, and A. R. Ravishankara, Atmospheric lifetimes and ozone depletion potentials of methyl bromide (CH₃Br) and dibromomethane (CH₂Br₂), *Geophys. Res. Lett.*, 19, 2059-2062, 1992.
- Perliski, L., and S. Solomon, Radiative effects of Mt. Pinatubo aerosols on ground-based visible spectroscopy measurements of stratospheric NO₂, *Geophys. Res. Lett.*, 19, 1923-1926, 1992.
- Liu, X., R. D. Blatherwick, F. J. Murcray, G. Keys, and S. Solomon, Measurements and model calculations of HCl column density over McMurdo during the austral spring in 1989, *J. Geophys. Res.*, 97, 20795-20804, 1992.
- Ravishankara, A. R., S. Solomon, A. A. Turnipseed, and R. F. Warren, Atmospheric lifetimes of long-lived species, *Science*, 259, 194-199, 1993.
- Solomon, S., J. P. Smith, R. W. Sanders, L. Perliski, H. L. Miller, G. H. Mount, J. G. Keys, and A. L. Schmeltekopf, Visible and near-ultraviolet spectroscopy at McMurdo Station, Antarctica, 8. Observations of nighttime NO₂ and NO₃ from April-October, 1991, *J. Geophys. Res.*, 98, 993-1000, 1993.
- Sanders, R. W., S. Solomon, J. P. Smith, L. Perliski, H. L. Miller, G. H. Mount, J. G. Keys, and A. L. Schmeltekopf, Visible and near-ultraviolet spectroscopy at McMurdo Station, Antarctica, 9. Observations of OClO from April-October, 1991, *J. Geophys. Res.*, 98, 7219-7228, 1993.
- Perliski, L., and S. Solomon, On the evaluation of air mass factors for atmospheric near-ultraviolet and visible spectroscopy, *J. Geophys. Res.*, 98, 10363-10374, 1993.
- Smith, J. P., S. Solomon, R. W. Sanders, H. L. Miller, L. M. Perliski, J. G. Keys, and A. L. Schmeltekopf, Atmospheric NO₃, 4. Vertical profiles at middle and polar latitudes at sunrise, *J. Geophys. Res.*, 98, 8983-8989, 1993.
- Mlynczak, M., and S. Solomon, A detailed evaluation of the heating efficiency in the middle atmosphere, *J. Geophys. Res.*, 98, 10517-10541, 1993.
- Mlynczak, M., S. Solomon, and D. Zaras, An updated model for O₂ (1Δg) concentrations in the mesosphere and lower thermosphere and implications for remote sensing of ozone at 1.27 μm, *J. Geophys. Res.*, 98, 18639-

18648, 1993.

- Mills, M. J., A. O. Langford, T. J. O'Leary, K. Arpag, H. L. Miller, M. H. Proffitt, R. W. Sanders, and S. Solomon, On the relationship between stratospheric aerosols and nitrogen dioxide, *Geophys. Res. Lett.*, 20, 1187-1190, 1993.
- Solomon, S., R. W. Sanders, R. R. Garcia, and J. G. Keys, Enhanced chlorine dioxide and ozone depletion in Antarctica due to volcanic aerosols, *Nature*, 363, 245-248, 1993.
- Burkholder, J. B., R. L. Mauldin III, R. J. Yokelson, S. Solomon, and A. R. Ravishankara, Kinetic, thermochemical, and spectroscopic study of Cl₂O₃, *J. Phys. Chem.*, 97, 7597-7605, 1993.
- Burkholder, J. B., R. Talukdar, A. R. Ravishankara, and S. Solomon, Temperature dependence of the HNO₃ UV absorption cross sections, *J. Geophys. Res.*, 98, 22937-22948, 1993.
- Schauffler, S. M., L. E. Heidt, W. H. Pollock, T. M. Gilpin, J. Vedder, S. Solomon, R. A. Lueb, and E. L. Atlas, Measurements of halogenated organic compounds near the tropical tropopause, *Geophys. Res. Lett.*, 20, 2567-2570, 1993.
- Webster, C. R., R. D. May, D. W. Toohey, L. M. Avallone, J. G. Anderson, and S. Solomon, In-situ measurements of the ClO/HCl ratio: heterogeneous processing on sulfate aerosols and polar stratospheric clouds, *Geophys. Res. Lett.* 20, 2523-2526, 1993.
- Hanson, D. H., A. R. Ravishankara, and S. Solomon, Heterogeneous reactions in sulfuric acid aerosols: a framework for model calculations, *J. Geophys. Res.*, 99, 3615-3629, 1994.
- Kondo, Y., W. A. Matthews, S. Solomon, M. Koike, M. Hayashi, K. Yamazaki, H. Nakajima, and K. Tsukui, Ground-based measurements of column amounts of NO₂ and O₃ over Syowa Station, Antarctica, *J. Geophys. Res.*, 99, 14535-14548, 1994.
- Solomon, S., R. W. Sanders, R. O. Jakoubek, K. Arpag, S. L. Stephens, J. G. Keys, and R. R. Garcia, Visible and near-ultraviolet spectroscopy at McMurdo Station, Antarctica 10. Reductions of stratospheric NO₂ due to Pinatubo aerosols, *J. Geophys. Res.*, 99, 3509-3516, 1994.
- Arpag, K. A., P. V. Johnston, H. L. Miller, R. W. Sanders, and S. Solomon, Observations of the stratospheric BrO column over Colorado, 40°N, *J. Geophys. Res.*, 99, 8175-8181, 1994.
- Garcia, R. R., and S. Solomon, A new numerical model of the middle atmosphere, 2, Ozone and related species, *J. Geophys. Res.*, 99, 12937-12951, 1994.
- Ravishankara, A. R., A. A. Turnipseed, N. R. Jensen, S. Barone, M. Mills, C. J. Howard, and S. Solomon, Do hydrofluorocarbons destroy stratospheric ozone, *Science*, 263, 71-75, 1994.
- Solomon, S., R. R. Garcia, and A. R. Ravishankara, On the role of iodine in ozone depletion, *J. Geophys. Res.*, 99, 20491-20499, 1994.
- Solomon, S., J. Burkholder, A. R. Ravishankara, and R. R. Garcia, Ozone depletion and greenhouse warming potentials of CF₃I, *J. Geophys. Res.*, 99, 20929-20935, 1994.
- Daniel, J.S., S. Solomon, and D. L. Albritton, On the evaluation of halocarbon radiative forcing and global warming potentials, *J. Geophys. Res.*, 100, 1271-1285, 1995.
- Woodbridge, E. L., J. W. Elkins, D. W. Fahey, L. E. Heidt, S. Solomon, T. J. Baring, T. M. Gilpin, W. H. Pollock, S. M. Schauffler, E. L. Atlas, M. Loewenstein, J. R. Podolske, C. R. Webster, R. D. May, J. M. Gilligan, S. A. Montzka, K. A. Boering, and R. J. Salawitch, Estimates of total organic and inorganic chlorine in the lower stratosphere from in-situ and flask measurements during AASE II, *J. Geophys. Res.*, 100, 3057-3064, 1995.
- Morris, R. A., T. M. Miller, A. A. Viggiano, J. F. Paulson, S. Solomon, and G. C. Reid, Effects of electron and ion reactions on atmospheric lifetimes of fully fluorinated compounds, *J. Geophys. Res.*, 100, 1287-1294, 1995.
- Burkholder, J. B., A. R. Ravishankara, and S. Solomon, UV/visible and IR absorption cross sections of BrONO₂, *J. Geophys. Res.*, 100, 16793-16800, 1995.
- Portmann, R. W., G. E. Thomas, S. Solomon, and R. R. Garcia, The importance of dynamical feedbacks on doubled CO₂-induced changes in the thermal structure of the mesosphere, *Geophys. Res. Lett.*, 22, 1733-1736, 1995.
- Solomon, S., and J. S. Daniel, Impact of the Montreal Protocol and its amendments on the rate of change of global radiative forcing, *Climatic Change*, 32, 7-17, 1996.
- Solomon, S., R. W. Portmann, R. R. Garcia, L. W. Thomason, L. R. Poole, and M. P. McCormick, The role of aerosol variations in anthropogenic ozone depletion at northern mid-latitudes, *J. Geophys. Res.*, 101, 6713-6727, 1996.
- Portmann, R. W., S. Solomon, R. R. Garcia, L. W. Thomason, L. R. Poole, and M. P. McCormick, Role of aerosol

- variations in anthropogenic ozone depletion in polar regions, *J. Geophys. Res.*, 101, 22991-23006, 1996.
- Nevison, C. D., S. Solomon, and J. M. Russell, Nighttime formation of N_2O_5 inferred from Halogen Occultation Experiment sunset/sunrise NO_x ratios, *J. Geophys. Res.*, 101, 6741-6748, 1996.
- Zander, R., S. Solomon, E. Mahieu, A. Goldman, C. P. Rinsland, M. R. Gunson, M. C. Abrams, A. Y. Chang, R. J. Salawitch, H. A. Michelsen, M. J. Newchurch, and G. P. Stiller, Increase of stratospheric carbon tetrafluoride (CF_4) based on ATMOS observations from space, *Geophys. Res. Lett.*, 23, 2353-2356, 1996.
- Gierczak, T., R. K. Talukdar, J. B. Burkholder, R. W. Portmann, J. S. Daniel, S. Solomon, and A. R. Ravishankara, Atmospheric fate and greenhouse warming potentials of HFC-236fa and HFC-236ea, *J. Geophys. Res.*, 101, 12905-12911, 1996.
- Weaver, A., S. Solomon, R. W. Sanders, K. Arpag and H. L. Miller, Atmospheric NO_3 , 5, Off-axis measurements at sunrise: estimates of tropospheric NO_3 at 40°N, *J. Geophys. Res.*, 101, 18605-18612, 1996.
- Daniel, J. S., S. M. Schauffler, W. H. Pollock, S. Solomon, A. Weaver, L. E. Heidt, R. R. Garcia, E. L. Atlas, and J. F. Vedder, On the age of stratospheric air and inorganic chlorine and bromine release, *J. Geophys. Res.*, 101, 16757-16770, 1996.
- Hauglustaine, D. A., B. A. Ridley, S. Solomon, P. G. Hess, and S. Madronich, HNO_3/NO_x ratio in the remote troposphere during MLOPEX 2: evidence for nitric acid reduction on carbonaceous aerosols, *Geophys. Res. Lett.*, 23, 2609-2612, 1996.
- Borrmann, S., S. Solomon, J. E. Dye, and B. Luo, The potential of cirrus clouds for heterogeneous chlorine activation, *Geophys. Res. Lett.*, 23, 2133-2136, 1996.
- Borrmann, S., S. Solomon, J. E. Dye, D. Baumgardner, K. K. Kelly, and K. R. Chan, Heterogeneous reactions on stratospheric background aerosols, volcanic sulfuric acid droplets, and type 1 PSCs: The effects of temperature fluctuations and differences in particle phase, *J. Geophys. Res.*, 102, 3639-3648, 1997.
- Portmann, R. W., S. Solomon, J. Fishman, J. R. Olson, J. T. Kiehl, and B. Briegleb, Radiative forcing of the Earth's climate system due to tropical tropospheric ozone production, *J. Geophys. Res.*, 102, 9409-9418, 1997.
- Nevison, C. D., S. Solomon, R. R. Garcia, D. W. Fahey, E. R. Keim, M. Loewenstein, J. R. Podolske, R. S. Gao, R. C. Wamsley, S. G. Donnelly, and L. A. DelNegro, Influence of Antarctic denitrification on two-dimensional model NO_3/N_2O correlations in the lower stratosphere, *J. Geophys. Res.*, 102, 13183-13192, 1997.
- Solomon, S., S. Borrmann, R. R. Garcia, R. W. Portmann, L. W. Thomason, L. R. Poole, D. Winker, and M. P. McCormick, Heterogeneous chlorine chemistry in the tropopause region, *J. Geophys. Res.*, 102, 21411-21429, 1997.
- Borrmann, S., S. Solomon, L. Avallone, D. Toohey, and D. Baumgardner, On the occurrence of ClO in cirrus clouds and volcanic aerosol in the tropopause region, *Geophys. Res. Lett.*, 24, 2011-2014, 1997.
- Gilles, M. K., A. A. Turnipseed, J. B. Burkholder, A. R. Ravishankara, and S. Solomon, Kinetics of the IO radical, 2, Reaction of IO with BrO, *J. Phys. Chem.*, 101, 5526-5534, 1997.
- Nevison, C. D., S. Solomon, and R. R. Garcia, Model overestimates of NO_y in the upper stratosphere, *Geophys. Res. Lett.*, 24, 803-806, 1997.
- Miller, H. L., A. Weaver, R. W. Sanders, K. Arpag, and S. Solomon, Measurements of arctic sunrise surface ozone depletion events at Kangerlussuaq, Greenland (67°N, 51°W), *Tellus*, 49B, 496-509, 1997.
- Solomon, S., Chemistry of the atmosphere and ozone depletion, series of lectures published in *The Stratosphere and Its Role in the Climate System*, G. Brasseur, ed., NATO/ASI Series, vol. I, 54, Springer-Verlag, Berlin, 1997.
- Pan, L., S. Solomon, W. Randel, J. F. Lamarque, P. Hess, J. Gille, E. W. Chiou, and M. P. McCormick, Hemispheric asymmetries and seasonal variations of the lowermost stratospheric water vapor and ozone derived from SAGE II data, *J. Geophys. Res.*, 102, 28177-28184, 1997.
- Solomon, S., R. W. Portmann, R. W. Sanders, and J. S. Daniel, Absorption of solar radiation by water vapor, oxygen, and related collision pairs in the Earth's atmosphere, *J. Geophys. Res.*, 103, 3847-3858, 1998.
- Solomon, S., M. A. Lemone, C. H. Moeng, and R. Roesch, Survey of Policies on 'Stopping the Tenure Clock' for child-rearing in atmospheric science departments, *Bull. Am. Met. Soc.*, 79, 91-92, 1998.
- Solomon, S. R. W. Portmann, R. R. Garcia, W. Randel, F. Wu, R. Nagatani, J. Gleason, L. Thomason, L. R. Poole, and M. P. McCormick, Ozone depletion at mid-latitudes: coupling of volcanic aerosols and temperature variability to anthropogenic chlorine, *Geophys. Res. Lett.*, 25, 1871-1874, 1998.
- Daniel, J. and S. Solomon, On the climate forcing of carbon monoxide, *J. Geophys. Res.*, 103, 13249-13260, 1998.
- Rinsland, C. P., R. J. Salawitch, M. R. Gunson, S. Solomon, R. Zander, E. Mahieu, A. Goldman, M. J. Newchurch, F. W. Irion, and A. Y. Chang, Polar stratospheric descent of NO_y and CO and Arctic denitrification during win-

- ter 1992-1993, *J. Geophys. Res.*, 104, 1847-1861, 1999.
- Nevison, C. D., S. Solomon, and R. S. Gao, Buffering interactions in the modeled response of stratospheric O₃ to increased NO_x and HO_x, *J. Geophys. Res.*, 104, 3741-3754, 1999.
- Solomon, S., R. W. Portmann, R. W. Sanders, J. S. Daniel, W. Madsen, B. Bartram, and E. G. Dutton, On the role of nitrogen dioxide in the absorption of solar radiation, *J. Geophys. Res.*, 104, 12047-12058, 1999.
- Mills, M. J., O. B. Toon, and S. Solomon, A 2D microphysical model of the polar stratospheric CN layer, *Geophys. Res. Lett.*, 26, 1133-1136, 1999.
- Dvortsov, V. L., M. A. Geller, S. Solomon, S. M. Schauffler, E. L. Atlas, and D. R. Blake, Rethinking reactive halogen budgets in the midlatitude lower stratosphere, *Geophys. Res. Lett.*, 26, 1699-1702, 1999.
- Daniel, J. S., S. Solomon, R. W. Sanders, R. W. Portmann, D. C. Miller, and W. Madsen, Implications for the water monomer and dimer solar absorption from observations at Boulder, *J. Geophys. Res.*, 104, 16785-16791, 1999.
- Sanders, R. W., S. Solomon, K. Kreher, and P. V. Johnston, An intercomparison of NO₂ and OCIO measurements at Arrival Heights, Antarctica, during Austral Spring 1996, *J. Atm. Chem.*, 33, 283-298, 1999.
- Solomon, S., Stratospheric ozone depletion: A review of concepts and history, *Rev. Geophys.*, 37, 275-316, 1999.
- Miller, H. L., R. W. Sanders, and S. Solomon, Observations and interpretation of column OCIO seasonal cycles at two polar sites, *J. Geophys. Res.*, 104, 18769-18783, 1999.
- Nevison, C. D., E. R. Keim, S. Solomon, D. W. Fahey, J. W. Elkins, M. Loewenstein, and J. R. Podolske, Constraints on N₂O sinks inferred from observed tracer correlations in the lower stratosphere, *Global Biogeochem. Cyc.*, 13, 737-742, 1999.
- Daniel, J. S., S. Solomon, R. W. Portmann, and R. R. Garcia, Stratospheric ozone destruction: The importance of bromine relative to chlorine, *J. Geophys. Res.*, 104, 23871-23880, 1999.
- Solomon, S., and C. R. Stearns, On the role of the weather in the deaths of R. F. Scott and his companions, *Proc. Nat. Acad. Sci.*, 96, 13012-13016, 1999.
- Kaercher, B., and S. Solomon, On the composition and optical extinction of particles in the tropopause region, *J. Geophys. Res.*, 104, 27441-27459, 1999.
- Kiehl, J. T., T. L. Schneider, R. W. Portmann, and S. Solomon, Climate forcing due to tropospheric and stratospheric ozone, *J. Geophys. Res.*, 104, 31239-31254, 1999.
- Anderson, J., J. M. Russell III, S. Solomon, and L. E. Deaver, Halogen Occultation Experiment confirmation of stratospheric chlorine decreases in accordance with the Montreal Protocol, *J. Geophys. Res.*, 105, 4483-4490, 2000.
- Portmann, R. W., S. Solomon, R. W. Sanders, J. S. Daniel, and E. G. Dutton, Cloud modulation of zenith sky oxygen photon path lengths over Boulder, Colorado: Measurement versus model, *J. Geophys. Res.*, 106, 1139-1155, 2001.
- Dvortsov, V., and S. Solomon, Response of the stratospheric temperatures and ozone to past and future increases in stratospheric humidity, *J. Geophys. Res.*, 106, 7505-7514, 2001.
- Thompson, D. W. J., and S. Solomon, Interpretation of recent southern hemisphere climate change, *Science*, 296, 895-899, 2002.
- Daniel, J. S., S. Solomon, R. W. Portmann, A. O. Langford, C. S. Eubank, E. G. Dutton, and W. Madsen, Cloud liquid water and ice measurements from spectrally resolved near-infrared observations: a new technique, *J. Geophys. Res.*, 107, 4599, 2002.
- Takahashi, K., T. Nakayama, Y. Matsumi, S. Solomon, T. Gejo, E. Shigemasa, and T. J. Wallington, Atmospheric lifetime of SF₅CF₃, accepted for publication in *Geophys. Res. Lett.*, 29, 101029, 2002.
- Melamed, M. L., S. Solomon, J. S. Daniel, A. O. Langford, R. W. Portmann, T. B. Ryerson, D. K. Nicks, Jr., and S. A. McKeen, Inferring reactive nitrogen emissions from point sources using visible spectroscopy measurements from aircraft, *J. Env. Monit.*, 5, 20-34, 2003.
- Zamora, R. J., S. Solomon, E. G. Dutton, J. W. Bao, M. Trainer, R. W. Portmann, A. B. White, and D. W. Nelson, Comparing MM5 radiative fluxes with observations gathered during the 1995 and 1999 Nashville Southern Oxidant Studies, *J. Geophys. Res.*, 108, 4050, 2003.
- Sierk, B., S. Solomon, J. S. Daniel, R. W. Portmann, S. I. Gutman, A. O. Langford, C. S. Eubank, K. H. Holub, Field test of spectral line intensity parameters for tropospheric water vapor, *J. Geophys. Res.*, 108, 4351, 2003.
- Forster, P., and S. Solomon, Observations of a weekend effect in diurnal temperature range, *Proc. Nat. Acad. Sci.*, 100, 11225-11230, 2003.
- Daniel, J. S., S. Solomon, H. L. Miller, A. O. Langford, R. W. Portmann, and C. S. Eubank, Retrieving cloud infor-

- mation from passive measurements of solar radiation absorbed by molecular oxygen and O₂-O₂, *J. Geophys. Res.*, 108, 4515, 2003.
- Hawes, A. K., S. Solomon, R. W. Portmann, J. S. Daniel, A. O. Langford, H. L. Miller, C. S. Eubank, P. Goldan, C. Wiedinmyer, E. Atlas, A. Hanel, and A. Wisthaler, Airborne observations of vegetation and implications for biogenic emission characterization, *J. Env. Monit.*, 5, 977-983, 2003.
- Solomon, S., The hole truth: What's news (and what's not) about the ozone hole, *Nature*, 427, 289-291, 2004.
- Sierk, B., S. Solomon, J. S. Daniel, R. W. Portmann, S.I. Gutman, A. O. Langford, C. S. Eubank, E. G. Dutton, K. H. Holub, Field measurements of water vapor continuum absorption in the visible and near-infrared, *J. Geophys. Res.*, 109, D08307, 2004.
- Daniel, J. S., S. Solomon, H. G. Kjaergaard, and D. P. Schofield, Atmospheric water vapor complexes and the continuum, *Geophys. Res. Lett.*, 31, L06118, doi: 10.1029/2003 GL018914, 2004.
- Langford, A. O., R. W. Portmann, J. S. Daniel, H. L. Miller, and S. Solomon, Spectroscopic measurement of NO₂ in a Colorado thunderstorm: Determination of the mean production by cloud-to-ground lightning flashes, *J. Geophys. Res.*, 109, D11304, 2004.
- Solomon, S., and J. S. Daniel, Lewis and Clark: Pioneering Meteorological Observers in the American West, *Bull., Am. Met. Soc.*, DOI:10.1175/BAMS-85-9-1273-1288, September, 2004.
- Thompson, D. W., M. P. Baldwin, and S. Solomon, Stratospheric precursors of tropospheric climate anomalies in the Southern Hemisphere: 1979-2002, *J. Atmos. Sci.*, 62, 708-715, 2005.
- Langford, A. O., R.W. Portmann, J.S. Daniel, H. L. Miller, C.S. Eubank, and S. Solomon, Retrieval of ice crystal effective diameters from ground-based near-infrared spectra of optically thin cirrus, *J. Geophys. Res.*, 110, D22201, doi:10.1029/2005JD005761, 2005.
- P. Friedlingstein and S. Solomon, Contributions of past and present human generations to committed warming caused by carbon dioxide, *Proc. Nat. Acad. Sci.*, 102, 10832-10836, 2005.
- Thompson, D. W. J., and S. Solomon, Recent Stratospheric Climate Trends as Evidenced in Radiosonde Data: Global Structure and Tropospheric Linkages, *J. Clim.*, 18, 4785-4795, 2005.
- Solomon, S., R. W. Portmann, T. Sasaki, D. J. Hofmann, and D. W. J. Thompson, Four decades of ozonesonde measurements over Antarctica, *J. Geophys. Res.*, 110, D21311, doi:10.1029/2005JD005917, 2005.
- S. Solomon, D. W. J. Thompson, R. W. Portmann, S. J. Oltmans, and A. M. Thompson, On the distribution and variability of ozone in the tropical upper troposphere: Implications for tropical deep convection and chemical-dynamical coupling, *Geophys. Res. Lett.*, 32, L23813, doi:10.1029/2005GL024323, 2005.
- Sun, Y., S. Solomon, A. Dai, and R. W. Portmann, How often does it rain?, *J. Clim.*, 19, 916-934, 2006.

Profile

Dr. Gro Harlem Brundtland

Chairman WCED (World Commission on Environment and Development)

Former Prime Minister of Norway

Director-General Emeritus, WHO

Education and Academic and Professional Activities

- 1939 Born on April 20 in Oslo, Norway
- 1963 Graduated from the University of Oslo in Medicine
- 1964 Obtained a Masters Degree in public health at Harvard University
- 1965-1967 Medical Officer, Department of Hygiene in the National Directorate of Public Health
- 1968-1974 Oslo Municipal Board of Health, later becoming the Director of Health Services
- 1974-1979 Minister of Environment, Norway
- 1981 Prime Minister of Norway
Leader of the Labour Party of Norway
- 1983-1987 Chairman, United Nations World Commission on Environment and Development
- 1986-1989 Prime Minister of Norway
- 1988 Third World Prize
- 1989 Indira Gandhi Prize
- 1990-1996 Prime Minister of Norway
- 1992 Earth Prize
The Onassis Prize
- 1994 Karls Preis
- 2001 World Ecology Award
Global Leadership Prize of UN Association of the USA.
- 2002 Four Freedoms Award
- 1998-2003 Director-General, World Health Organization

Dr. Brundtland holds a number of honorary degrees from major universities such as Harvard, Oxford, Louvain, Cape Town and from All India Institute and the Public Health Institute of Mexico.

The concept of sustainable development has become a universally accepted foundation for countries around the world when they contend with environmental problems today. It was put forward with the leadership of Dr. Brundtland by the United Nations World Commission on Environment and Development, and was presented through its report in 1987, *Our Common*

Future.

With aspirations to become a medical doctor from childhood, Dr. Brundtland studied medicine at the University of Oslo. In 1960 she married Arne Olav Brundtland. After graduating from the university in 1963, she accompanied her husband to the United States who was accepted to be a visiting scholar, and she herself earned a Master's degree in Public Health from Harvard School of Public Health.

Upon returning to Norway in 1965, Dr. Brundtland served at the Department of Hygiene in the National Directorate of Public Health and later at Oslo Municipal Board of Health, where she dedicated herself to protecting the health of children. Meanwhile, she continued her research activities in the field of child growth and development.

An unexpected change of career came in 1974 when Dr. Brundtland, at the age of 35, was offered the position of Minister of the Environment. She accepted the post and began to undertake environmental issues. In 1977, while she was in the midst of seeking to resolve various environmental problems including the development of a strategy to contend with acid rain and creating a national park, an uncontrolled blowout took place at the platform "Bravo" in the Ekofisk oil field. Rushing to the site, Dr. Brundtland personally directed recovery efforts, and upon minimizing the environmental damage, actively made information available to domestic and foreign journalists. For both Norwegian citizens and government officials, the oil spillage became a turning point, from which environmental problems became an issue not only for conservationists but an agenda that was central to the formation of national political strategies, and it was recognized that investment towards the environment was a comprehensive investment towards the future of Norway. Dr. Brundtland's accomplishments as the Minister of the Environment were highly recognized, and in 1981 at the age of forty-one, she became the youngest and the first woman to become the Prime Minister of Norway.

In December 1983, the United Nations Secretary General requested Dr. Brundtland to establish and head the World Commission on Environment and Development. When Dr. Brundtland hesitated due to her extremely demanding post as the leader of the Labour Party, Secretary General de Cuellar insisted, telling her that she was the only candidate who had the experience of leading a country as its prime minister after coping with domestic and international environmental issues as minister of environment for years. By accepting the position, she decided to contend with the challenge of protecting the interests of the next generation, facing the future squarely in the eye.

While heading the Commission, she demonstrated unparalleled enthusiasm and leadership abilities, a set of values founded in justice and equality, and an unyielding determination for change. For three years beginning in 1984, she held commissions and public hearings in numerous places around the world from Indonesia to Brazil, listening to the opinions of ordinary people. Her efforts culminated in the publication of the well-known report, *Our Common Future*, in 1987. This report presented sustainable development as its main theme, introducing the concept that development should meet the needs of today's generation without compromising those of future generations. The report further analyzed the structures of a wide variety of problems including population and human resources, food security, species and ecosystems, energy, industry, and the international economy, and provided recommendations of

measures that countries around the world should immediately implement toward sustainable development.

The report became the impetus behind organizing the Earth Summit, or the United Nations Conference on Environment and Development in Rio de Janeiro in 1992. At this Summit, Agenda 21, a resolution to implement specific measures to attain sustainable development, was adopted.

Dr. Brundtland's leadership in the areas of public health, environment, and development has been highly acclaimed throughout the world, and in 1998 she was elected to the position of Director-General of the World Health Organization (WHO), becoming the first woman to take the post.

Her numerous accomplishments at the WHO include establishing a support system to enable citizens of impoverished countries to obtain medicine, advancing the eradication of polio at a global level, leading the efforts to curb tobacco consumption through the adoption of the Framework Convention on Tobacco Control, and creating bold new models to respond to global scale infectious diseases partly triggered by environmental changes such as SARS, malaria and HIV.

Dr. Brundtland, who is a mother of four children, credits her accomplishments to her upbringing and the dedicated support of her husband. Recently, she reflected upon her footsteps through an autobiography titled *Madame Prime Minister*.

Lecture

We Need to Mobilize Global Democratic Action and Responsibility for Sustainable Development

Dr. Gro Harlem Brundtland

Introduction

First let me express my deep gratitude for the great honor to receive the 2004 Blue Planet Prize presented by the Asahi Glass Foundation. I congratulate Dr. Susan Solomon—my co-recipient this year—for her wonderful scientific contribution, a shining example of how science can ensure that humanity makes informed decisions about the environment.

As many of you probably know, the decisive meeting in the long process of working on the report *Our Common Future* took place right here in Tokyo. I expressed at that time our great gratitude to the Government of Japan for being our host at this important meeting. We saw it as a token that Tokyo should be the venue of our final meeting. By holding our last meeting here we paid tribute to Japan for the steady support for our work.

In fact it was on the initiative of Japan in 1982 at a special meeting of UNEP's governing council that the independent commission was called for by the General Assembly in the fall of 1983. Japan had not only given us very generous financial backing, it had also contributed greatly to our political and intellectual deliberation by providing us with such a distinguished member, the world-renowned economist, statesman and devoted environmentalist, Dr. Saburo Okita.

I believe it is also not a coincidence that many previous recipients of the Blue Planet Prize are institutions and colleagues I have worked with in pursuing a better world, one that is both environmentally and socially sustainable.

I think of the International Institute for Environment and Development, the World Conservation Union, Dr. Bert Bolin, Mr. Lester R. Brown, Mr. Maurice F. Strong, Dr. Norman Myers, and Professor J. Gustave Speth.

The Blue Planet Prize has been an important source of follow-up and inspiration to pursue the crucial goals identified in the landmark report "*Our Common Future*."

"Our Common Future"

My commission was given a breathtaking mandate for global change:

- Define shared perceptions of long-term environmental and development challenges, and the most effective methods to respond to them;
- Recommend means to foster greater cooperation among developed and developing countries, and to attain mutually supportive objectives taking account of the interrela-

- tionship among people, resources, environment and development, and;
- Propose long-term strategies to achieve sustainable development, combining global economic and social progress with respect for natural systems and environmental quality.

Indeed our commission grew out of awareness that over the course of the last century, the relationship between the human world and the planet that sustains it had undergone profound change.

When the century began neither human number nor technology had the power radically to alter planetary system. As the century was closing not only vastly increased human numbers and their activities had that power, but also major unintended changes were occurring in the atmosphere, in soils, in waters, among plants and animals, and in the relationships among all of these. The rate of change was outstripping the ability of scientific disciplines to assess and advise. It was frustrating the attempt of political and economic institutions, which evolved in a different and fragmented world, to adapt and cope. And it deeply worried many ordinary people who were seeking ways to place their concerns on the political agenda.

It was already abundantly clear that the international community was unable to deal effectively with the vital issues confronting us. Throughout the 1970s, the United Nations had dealt with important areas such as population, housing, safe water, and new and renewable energy sources by holding major conferences. This offered hope, but all in all the United Nations system was too weak and fragmented to deal with human needs in an integrated way.

The World Commission on Environment and Development was fortunate to be able to build on the reports of the Brandt Commission and the Palme Commission, on which I had been a member. It was clear to me that after Brandt's "Common Crisis" and Palme's "Common Security," "Our Common Future" would have to be the next step in a major effort to persuade countries to return to multilateralism in an integrated effort to address peace, environment and development.

In the early 1970s, the Club of Rome had presented for the first time how limited resources could set limits to growth. The ecological movement and many scientists had since the late sixties become increasingly aware of how we were approaching limits to the burdens that we could load upon Nature's capacity to absorb the effects of human activities. The Stockholm Conference in 1972 was the first major international effort to address these new threats.

The increasing knowledge, which we acquired throughout the 1970s, was new to our generation. Never before in human history had we had the capacity to destroy the environment and to reduce the options for future generations. Our generation was the first which had to be cognizant of its responsibility for the environment, also on behalf of generations yet unborn.

The South was skeptical of the new environmental awareness of the North, seeing it as a threat to their development ambitions. The North had been developing for decades without showing much concern for environmental degradation and destruction. The developing countries were facing completely different challenges. They were caught in a downward spiral of increasing poverty, crushing debt burdens, deteriorating terms of trade and inadequate access

to world markets. They felt unable to afford the apparent luxury of protecting their own resource base.

Analysis and Recommendations

Our report, "Our Common Future," played its maybe most important role in clearly establishing the link between environment and development. These were formerly viewed as separate issues, dealt with by different institutions internationally and different ministries at the national level.

Many in the past have assumed that the goals of environmental protection and economic development are incompatible, and that the interests of industrialized nations are in conflict with the needs of Third World countries. Our report proved those assumptions wrong. In short, neither environmental protection nor economic development is sustainable without proper attention to both.

Instead, we called for a new era of economic growth, one that must be based on policies that sustain and expand the environmental resource base. We formulated a positive message, one built on greater insight, collaboration and shared responsibilities.

The World Commission managed to forge the basis for a global consensus because we made it explicit that it was only by solving social and economic problems that we could have hope of solving the threats to the environment. We firmly believed that we could not protect the global environment without establishing a more just international economic order, nor provide the basis for a more just and equitable future for all if global trends that threaten the resources base were allowed to continue.

We developed the concept of sustainable development, which means that we must meet the needs of the present generation without compromising the ability of future generations to meet their needs.

Sustainable development is a political concept for human social, economic and environmental progress. It will require a new era of international cooperation and greater participation by people themselves. They must become more actively involved in political life so that they can have a say in decisions of importance to their own lives and futures. Thus, democracy, human rights as well as practical solidarity had to become the basis of all effective policies for environment and development.

Our analysis led to the call for a strengthening of international cooperation. Only by working together, not against each other, can we have a vision of a better-managed world, better governance, and global adherence to the fundamental principles of democracy, and to the principle that economic and social development must be sustainable. Peace, democracy, environment and development. These would have to be the core issues of our common agenda for the 21st century.

No less than in 1987 we must now fully recognize how interdependent we all have become. We pointed to some disturbing trends. World population projections indicated a doubling of our numbers some time in this century. That increase will take place in developing countries, and unless corrective action is taken this will aggravate the vicious circle of poverty and environmental degradation in which they already are caught. Combined with unsustain-

able patterns of production and consumption, especially in the North, these trends will place intolerable strains on finite natural resources.

In the North we must also recognize that nobody, not even the richest of us, can hide from these global trends. There will be no sanctuaries where some people can escape the harsh realities. We would all suffer from the radiation if the ozone layer would be further damaged. Climate change can cause drought, floods, and disruption of agricultural patterns both in the North and in the South.

Hundreds of millions of people are living in areas that will be affected by rise of the sea level. Toxic substances are traveling with winds and currents, and everybody has to breathe. Pollutants originating in the Temperate Zone are already to be found in the food chain in the Arctic. Clearly we need fundamental changes in the way we use the Earth's crust, the way we develop and use energy and in the way we distribute the benefits of economic growth.

Our security also depends at least as much on economic wellbeing, social justice and ecological stability as it does on military threats. Throughout human history, struggles over access to and control over natural resources have been one of the root causes of tension and armed conflict. We risk a proliferation of such disputes if the rapid deterioration of environmental quality is allowed to continue.

Our future depends on our collective ability to change. We must address issues in a precautionary, integrated manner, and we must deal decisively with all the underlying causes of human conflict and distress.

Above all: Poverty

Above all we must be uncompromising in our determination to eradicate poverty. Poverty is a major cause of environmental degradation in the Third World. Poor people will concentrate on their daily survival. They will be forced to cut down trees, overgraze pastures and overuse farmland in order to stay alive. Poor countries, too, will have to overexploit their natural resources in order to produce the export goods needed to pay for necessary import. When prices go down, they will have to produce more and more basic commodities and extract more and more of their natural resources to pay for goods that they do not produce themselves. This illustrates the great importance of improved rules for global trade.

As we look at the situation in 2004, we must once again conclude: There is no simple solution. Overlooking our growing global interdependence will not be a choice.

Poverty is in itself intolerable and cannot be reconciled with human dignity. We need to oppose any tendency to ignore the fundamental challenges of the continuing North-South divide. Otherwise the very future of our planet is in danger.

Building Consensus

During my leadership role on the Commission on Environment and Development we faced deep political, cultural and religious divides in a number of areas. It applied to different issues such as the safety of nuclear energy. But the most difficult one to overcome was linked to our analysis and recommendations in the field of population, population pressure and human rights, and their links to poverty, environment and development. The fact that in the end we

were able to bridge our different concerns and come up with a shared vision in 1987, I believe created an important platform for change as the world prepared for the Child Summit, the Rio Conference and then the Cairo and Beijing Conferences in 1994 and 1995. There were some very key sentences that we were able to agree on:

Urgent steps are needed to limit extreme rates of population growth. Choices made now will influence the level at which the population stabilizes next century within a range of six billion people. But this is not just a demographic issue; providing people with facilities and education that allow them to choose the size of their families is a way of assuring – especially for women – the basic human right of self-determination. Governments that need to do so should develop long-term, multifaceted population policies and a campaign to pursue broad demographic goals: to strengthen social, cultural, and economic motivations for family planning, and to provide to all who want them, the education, contraceptives, and services required.

We had in the end been able to conclude that social and cultural factors are the ones that dominate all others in affecting fertility, and we also agreed on the following, critical observations and recommendations:

The Role of Women

The most important of these are the roles women play in their family, the economy, and the society at large. Fertility rates fall as women’s employment opportunities outside the home and farm, their access to education, and their age at marriage all rise. Hence policies meant to lower fertility rates not only must include economic incentives and disincentives, but must aim to improve the position of women in society. Such policies should essentially promote women’s rights.

Today, this basic analysis is of course much more generally accepted, and gradually increasing knowledge and new data confirm it’s crucial relevance. I choose to remind us all that what seemed surprisingly radical in 1987, in 2004 has become an accepted reality in global debate, although we must be vigilant to avoid new setbacks.

The Millennium Declaration

Thirteen years after the presentation of “Our Common Future,” the Millennium Declaration made clear that gender equality is not only a goal in its own right, but is critical to our ability to reach all development goals. The world is now clearly moving forward as it establishes the values that underlie global development. And when we look at the eight development goals they have strong links to women’s lives and to health, and they have of course taken on board the necessity to ensure environmental sustainability.

- Eradicate extreme poverty and hunger
- Achieve universal primary education
- Promote gender equality and empower women

- Reduce child mortality
- Improve maternal health
- Combat HIV/AIDS, malaria and other diseases
- Ensure environmental sustainability
- Develop a global partnership for development.

In fact, as I see it, the Millennium Development Goals are a shorthand declaration on the most crucial recommendations put forward in “Our Common Future,” a shorthand for how we must pursue sustainable development.

Let me share some observations in key areas.

Educating Women

Although global literacy rates have risen during the past 30 years, women remain less likely to be able to read and write than their male contemporaries do. Of the 900 million illiterate people, women outnumber men 2:1. Illiteracy is worst in Africa and West Asia with 65 per cent of women classified as illiterate compared with 40 percent of men. In many parts of the world, traditional attitudes make it more likely that girls, rather than boys, will be kept out of school to help with the domestic chores and care for dependants.

Yet, repeated studies have made it clear that educating women is an effective way of improving health and income, and protecting the environment. Giving girls the ability to access knowledge, to question and to analyze, and to build their capacity for self-improvement, will help their families and communities. The size of the effect that girl’s education has been shown to have on health and fertility outcomes is a powerful argument for investing in girls access to education. Indeed if development is about widening women’s and men’s choices and a more equitable distribution of resources, the interaction of gender and poverty constitutes the greatest limiting factor to human development. The time has come to look beyond the sexual and reproductive health of women and view their different needs during the entire life span. Equitable access to education, research into gender differences in disease and valuing women’s paid and unpaid work are some of the ways we can push for change.

Women’s lives are both illustrated by hard work and a lot of work. Statistics that show how men are privileged in working life, and earn much more than women are well known. All over the world an even more interesting picture comes out when you look at the total workload within and outside of the home. Surveys in Cuba showed that women work 20 percent more hours than men. But less than a third of that time is paid work. For the men, the opposite is the case. Two-thirds of their workload is paid work. And we have reason to believe that Cuba is middle of the road. In most countries the picture would be far worse.

Health

Despite the long list of successes in health achieved during the 20th century, the balance sheet is indelibly stained by the avoidable burden of disease that the world’s disadvantaged population continues to bear.

Despite the great achievements of the 20th century, successes in health have been

unevenly distributed: 1.3 billion people have entered the 21st century without having benefited from the health revolution. These are the people who are still living in absolute poverty. That is, living on less than US\$ 1 a day.

The health impact of this inequality gap is staggering. Despite the rise in average global life expectancy, in the least developed countries, three out of four people die before the age of 50. Infant mortality is almost seven times higher in a developing country than in industrialized countries. A child born in a developing country today runs a 1000-fold greater risk of dying from measles than a child born in an industrialized country. Children living in absolute poverty have a five-fold greater probability of dying before their fifth birthday than their wealthier counterparts.

And tragically, giving birth in Africa is a perilous undertaking for far too many women. Where the statistics are the worst, one woman in every 16 faces death because of poor health and because she does not receive the care she needs when pregnant. By contrast, in most of Europe and North America, such a tragedy will hit only one woman in 4000. No other indicator so starkly reflects the disparities in this world.

And, perhaps not surprisingly – 70 percent of the world's poor are women.

Throughout much of the world; families and societies treat girls and boys unequally, with girls disproportionately facing lack of opportunity and lower levels of investment in their health; nutrition and education. Prevailing gender norms stymie adolescent girls' access to schooling and employment opportunities.

In the worst affected regions of sub-Saharan Africa, women and girls account for 58 % of those living with HIV/AIDS, and girls age 15 - 19 are infected at rates four to seven times higher than boys. These disparities illustrate the roles of girls and women. They are due to sexual abuse, rape, coercion and discrimination. Generally; unequal power relations between men and women lead to widespread violations of health and human rights.

Among the most persistent and pernicious is adolescent or child marriage, sexual trafficking, sexual violence and coercion, and female genital mutilation. Despite an improvement in many parts of the world, 82 million girls in developing countries who are now between 10 and 17 will be married before they are 18. In some countries, the majority of girls still marry before they are 18. In India, the number is 50%, in Nepal 60%; and in Niger 76%.

Providing opportunities for girls to continue their schooling or to earn money helps to delay marriage and improve life skills and choices. In Bangladesh, a secondary school scholarship program for girls, requiring that girls remain unmarried through the final examination, had an immediate effect in delaying marriage. In areas covered by the project, girls' enrolment more than doubled between 1994 and 2001. Trends are improving. The world is learning.

Taking Responsibility in WHO

At WHO I put a key emphasis on the need to get our science and evidence right, not only our health evidence but also the evidence about the interaction between health and development. Led by Professor Jeffrey Sachs, now at Columbia University, the Commission on Macroeconomics and Health delivered a report that will remain a landmark in improving our understanding of how wise health interventions can spur development.

The Commission's report provides a reference for any policy maker – in rich and poor countries alike. It offers a strategy for investing in health for economic development, especially in the world's poorest countries, based upon a new partnership of the developing and developed countries.

Extending the coverage of crucial health services, including a relatively small number of specific interventions, to the world's poor could save millions of lives each year, reduce poverty, spur economic development, and promote global security. These conclusions illustrated my own observations and convictions: We need to invest in people, in their health and education, not only to promote human rights, but to spur economic growth.

Health on the Global Agenda

There are promising signs that policy makers are taking the signal. Health is now on the agenda of decision-makers far beyond the health sector and new alliances have been formed to fund immunization as well as increased efforts against HIV, TB and malaria. This is all well, but it can only be a beginning.

The poor need to increase their investment in health, be it modest step by modest step. The rich need to increase their official development assistance and earmark a real proportion to health. The research agenda needs to change to include a much larger focus on the diseases of the poor. We need a transfer of knowledge and technology to the poor countries. Market mechanisms need to be mobilized and the public sector needs to provide visible incentives. We need mechanisms to safeguard the health and social sector in the ongoing round of trade talks. We already see some headway towards making HIV-medicines available at a lower price, but there is still a long way to go.

Energy and Climate

In Japan, you certainly have experience of the crucial role of energy for sustainable development and you were global leaders in energy efficiency already in the 1970s. The perspectives of climate change are indeed scary.

Following our report in 1987, we saw a dramatic shift in public opinion. This was driven by concerned NGOs, policymakers and experts, extreme climate events and then a masterly crafted scientific consensus process under the auspices of IPCC – the Intergovernmental Panel on Climate Change.

Five years after “Our Common Future,” we had a global framework. The climate convention was established. That was surely beyond our dreams. Then the 1990s saw an impressive series of global summits, tough negotiations and new scientific reports leading up to the Kyoto meeting in December 1997. Crucially, Kyoto established the basis for legal commitments to reduce emissions of greenhouse gases.

It is impressive, but, unfortunately, it is by no means enough! Vested interests continuously mobilize against progress, negotiators are bogged down in intricate details, and global emissions are increasing.

The world has a long way to go, but a crucial start has been made. Increasing awareness in the world's richest and most powerful nation gives new hope. There is no true alternative to

multilateralism in facing up to our responsibility for future generations and the planet itself. We don't have much time. A number of developing countries have increasing and rapidly growing emissions. Developing countries may soon represent a bigger part of the total than the industrialized world. The future is one of including all countries in our global solutions, but before that can happen, the rich countries must rise to the occasion, show leadership, and take responsibility.

In the last 30 years I have increasingly focused on global issues and perspectives, first as a young environment minister, then Prime Minister, but also as a member of the Palme Commission on disarmament and security issues, as leader of the world commission on environment and development, as member of the Carnegie commission on preventing deadly conflict, and as Director-General of the World Health Organization where I served for five years until July 2003.

Public Health Successes

I was deeply grateful to Japan and to other countries, that 2003 will be an historic year for global public health. Not only did we succeed to agree on the first ever global health treaty – the Framework Convention on Tobacco Control, a true gift to the world, a true gift to future generations.

We also faced up to a global infectious disease threat, SARS. It was an outbreak that underlined the crucial role of WHO, and of international health collaboration. It captured imaginations, often more column inches than the war in Iraq, and always, more headlines than AIDS, TB and malaria.

One person infected, staying at an international hotel, put the world at risk. And unlike other diseases which we can prevent or treat, SARS was undiagnosable, untreatable, and, for one of every six people, fatal.

The way the world responded to SARS was global public health at its best. Scientists put aside their differences and drive to be the first, and came together, to share sequencing and study results. Doctors from around the world came together in virtual conferences to share advice on how best to treat patients. Public health authorities from opposite sides of the globe flew to Geneva to share their experiences with SARS, their success and failures with 192 member states at the World Health Assembly. And as a result, in just four short months, we have identified a new disease and contained a global outbreak, which could have become a global catastrophe.

The short sharp shock made us all stand up and pay attention. Due to the speed of science and using the best evidence, we quickly knew that SARS could infect, anyone, anywhere. Governments were committed. Resources made available. People made aware. Health workers given tools for action. Information shared across borders. In short, there was global mobilization to fight a global threat. The result – we probably won't find ourselves 10 years down the road with SARS also endemic in the countries, which can least afford it – devastating lives and economies. Because we acted.

The Crucial Role of the UN

In September 2003, the Secretary General of the UN, Kofi Annan, made an urgent call to the nations of the world, in an address to the General Assembly. Having seen the shared vision at the Millennium Summit 3 years ago, a vision of global solidarity and collective security, he reminded delegates that recent events have called that consensus into question. He announced that he would establish a high level panel to analyze the present and future challenges to peace and security, to consider the contribution which collective action can make in addressing them, and to recommend ways of strengthening international collaboration and the United Nations. I am honored to be part of that crucial process, and have focused much of my attention to the challenges of social injustice, disease, lack of development and poverty. We now need to refocus our attention to the achievement of the Millennium Development Goals, the common struggle to protect our environment, and the struggle for human rights, democracy and good governance.

Today there are enormous gaps between rich and poor countries. This is an unsustainable situation, for many reasons. They relate to ethical, economical and security perspectives.

To conclude – we need a shift in awareness towards the idea of building global public goods that can help us reap the huge potential benefits of globalization while at the same time containing the risks and vulnerabilities that comes with it.

