

**For Immediate Release**

September 10, 2012

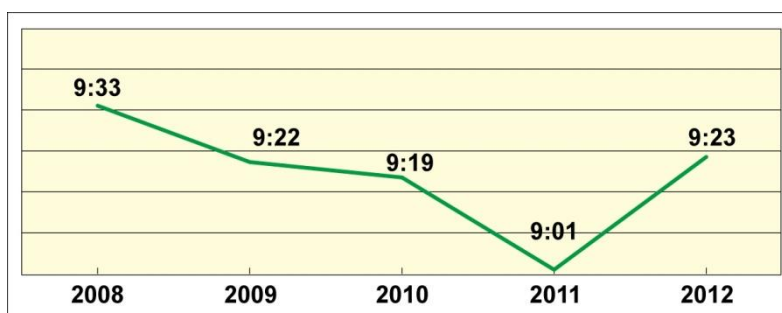
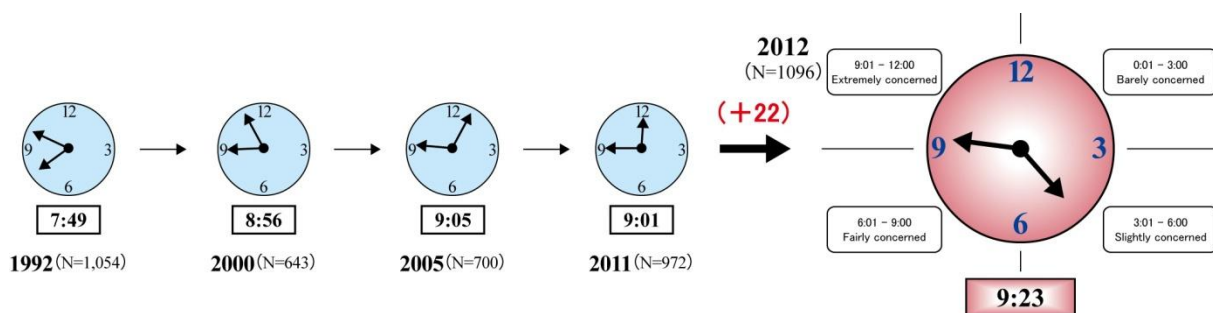
**The Asahi Glass Foundation Announces Results of the 21<sup>st</sup> Annual  
 “Questionnaire on Environmental Problems and the Survival of Humankind”**

- The average global time on the Environmental Doomsday Clock was 9:23, a 22-minute advancement from last year. Except for Eastern Europe & the former Soviet Union, and the Middle East, the needle for all regions advanced, placing it in the “extremely concerned” sector.
- Climate change was the top-ranked environmental condition of concern in determining the time on the Environmental Doomsday Clock.
- Respondents stated that the greatest obstacle to solving environmental problems was the importance placed on the economy. Overall, “pursuit of profit” and the “global economic system” were the predominant responses regarding the impediments to addressing environmental problems.
- 80% of respondents stated their desire for some review of nuclear energy policy after the Fukushima accident.
- 82% of respondents selected either the “health and safety of citizens” or “consideration for future generations and the environment” as being the most important factors in reviewing nuclear energy policy.
- The majority of respondents stated that more citizens opposed nuclear power after the Fukushima accident, at 67% overall and an overwhelming 97% in Japan.

The Asahi Glass Foundation (Chairman: Tetsuji Tanaka) has conducted surveys with environmental experts around the world each year since 1992. This year, the Foundation received 1,101 responses from 88 countries. The following are the major findings of the survey. (Please refer to the attached appendix for details on the survey and this year’s results.)

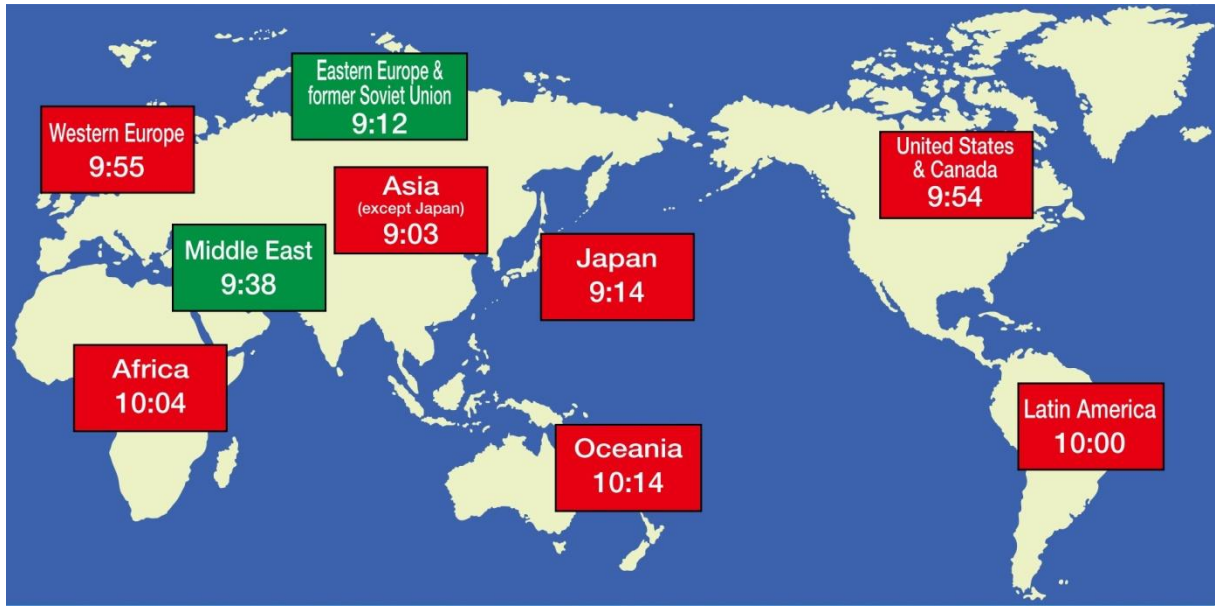
**1. Awareness of the Crisis Facing Human Survival - The Environmental Doomsday Clock**

- The average global time on the Environmental Doomsday Clock was 9:23, a 22-minute advancement from last year. The needle had been retreating for three consecutive years since 2009, but reverted to 2009 levels.



**Movements in the Environmental Doomsday Clock (2008 – 2012, Overall)**

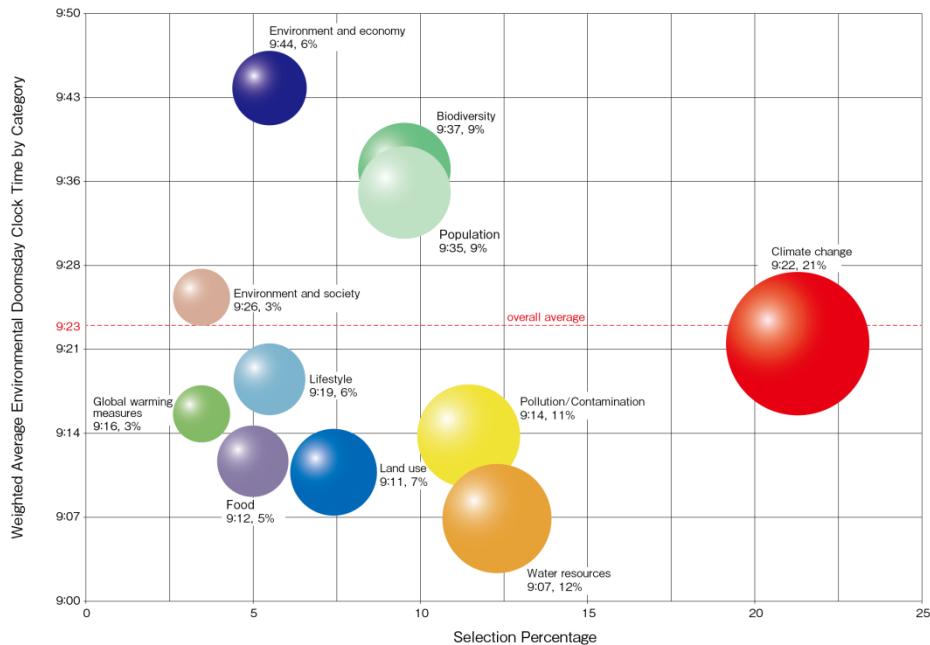
- The needle moved more than 20 minutes compared to last year in four regions: Africa (55 minutes from 9:09 to 10:04), Latin America (42 minutes from 9:18 to 10:00), Japan (28 minutes from 8:46 to 9:14) and Western Europe (27 minutes from 9:28 to 9:55). The movement tended to be larger in developing regions than developed regions.



(Red indicates the advancement in time from last year; green indicates reversal)

## ● Environmental Conditions of Concern

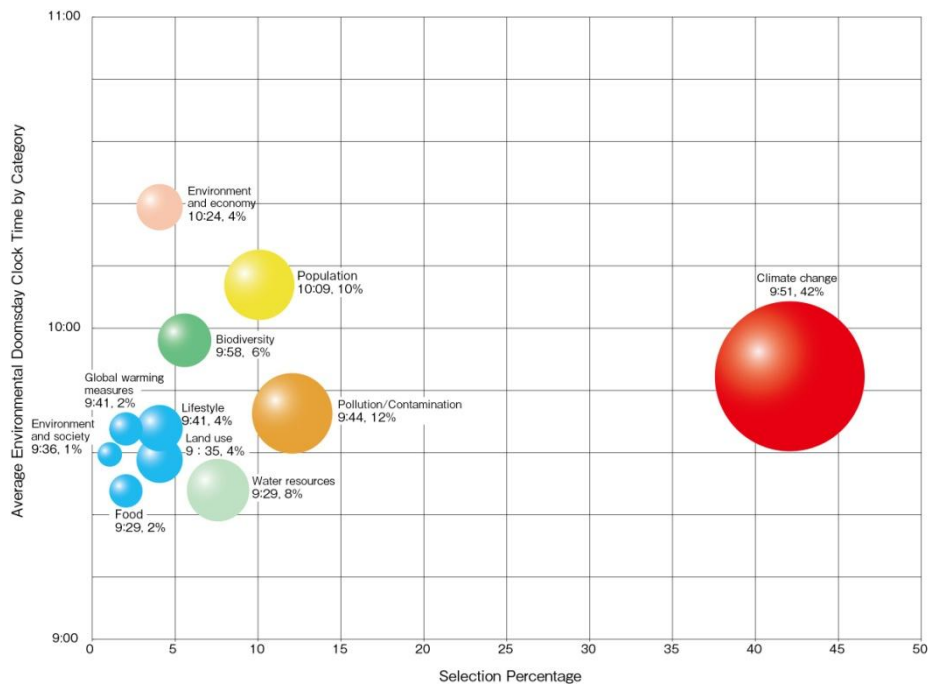
### Overall Analysis of the Environmental Conditions of Concern (Categories Ranked 1-3)



Overall, “climate change” was the most often cited environmental condition of concern when classifying the items ranked 1 through 3. This was followed by “water resources,” “pollution/contamination,” and “biodiversity” as well as “population.”

- Likewise, when listing the weighted averages of the Environmental Doomsday Clock of each category concerned starting with the most advanced time, respondents expressed the greatest sense of crisis with “environment and economy.” This was followed by “biodiversity,” “population,” “environment and society,” and “climate change.”

## Distribution of the Environmental Conditions of Concern (Categories Ranked 1)

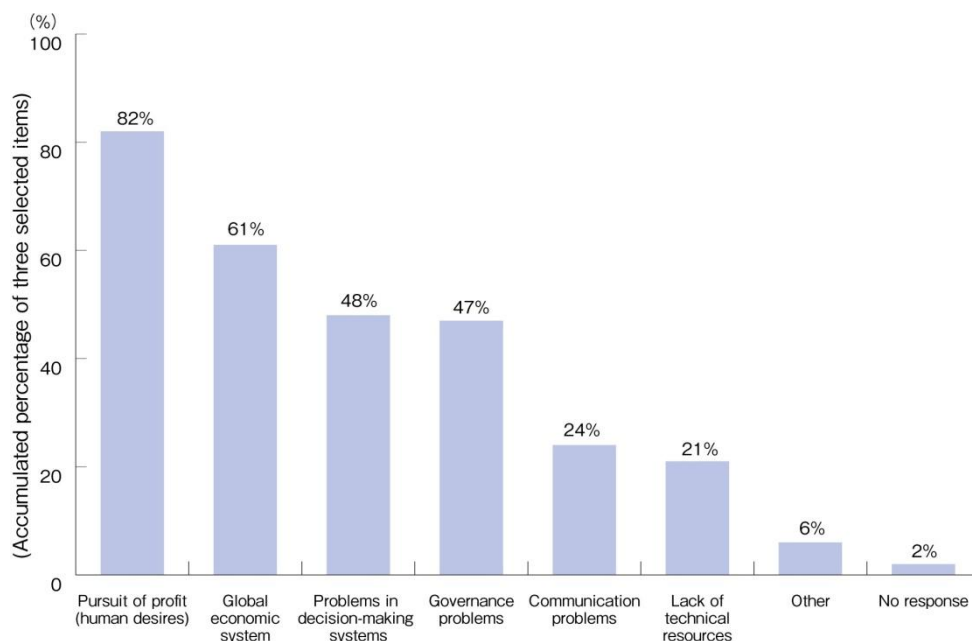


- By far, respondents most frequently chose “climate change” as the top environmental condition they were concerned with when selecting the time on the Environmental Doomsday Clock. This was followed by “pollution/contamination,” “population,” “water resources,” and “biodiversity.”
- Listing the top ranked categories in order of the time on the Environmental Doomsday Clock reveals a higher sense of crisis with “environment and economy,” and “population,” which are both in the 10 o’clock hour, rather than “water resources” or “food problems” (both 9:29).

## 2. Impediments to Addressing Environmental Problems

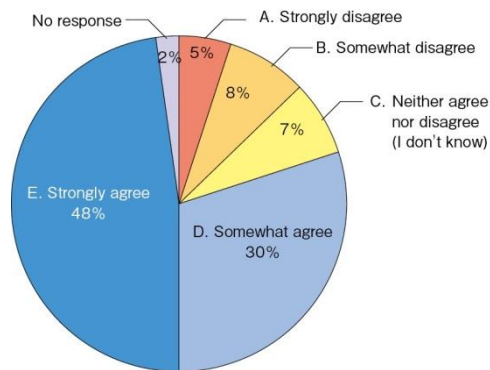
### 1. Impediments to addressing environmental problems

Overall, an overwhelming majority stated that “pursuit of profit” was the most significant impediment to addressing environmental problems, at 82%.



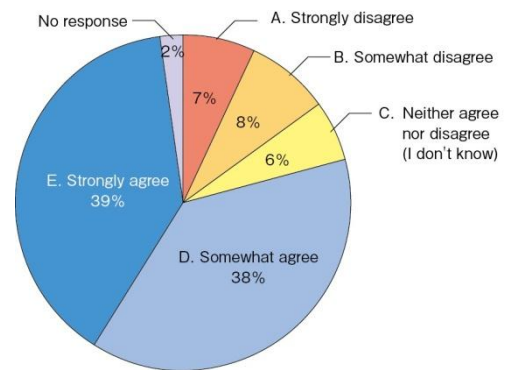
2. We asked those respondents who selected “the pursuit of profit” whether or not they agree with the following six items. The following graphs show the results of overall responses.

**1. National Interests are Necessarily Prioritized**



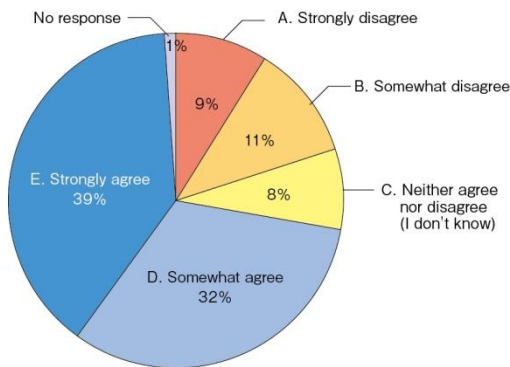
• A large majority agreed with the statement, at 78%.

**2. Individuals Make Decisions Based on Short-Term Cost-Benefit Analyses**



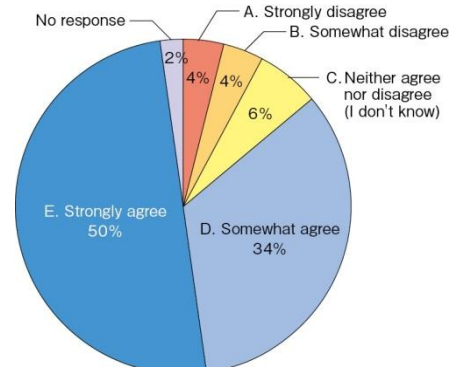
• 77% agreed that individuals made decisions only with short-term cost-benefit analyses. Only 15% disagreed.

**3. Corporate, Organizational, or Regional Profits are Prioritized**



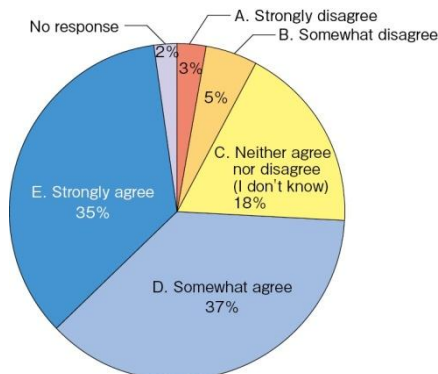
• A large majority agreed that “economic profits of a corporation, organization, or region are prioritized at the expense of environmental considerations,” disagreed.

**4. Devotion to Growth Does Not Aim Towards Sustainable and Recycling Economy**



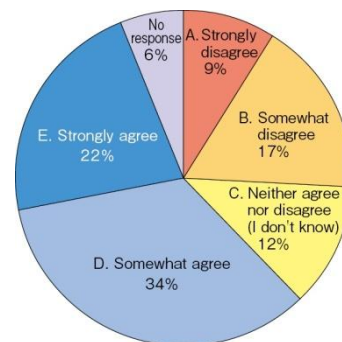
• A large majority agreed with “exclusive devotion to growth is not directed towards a sustainable and stable recycling economy” at 84%. Only 8% at 71%. Only 20% disagreed.

**5. Societal Costs are Not Reflected**



• A large majority agreed with “economic systems like the TEEB, reflecting societal costs, have not been pursued, at 72%.

**6. Lifestyles Based on Mass Consumption Cannot be Abandoned**

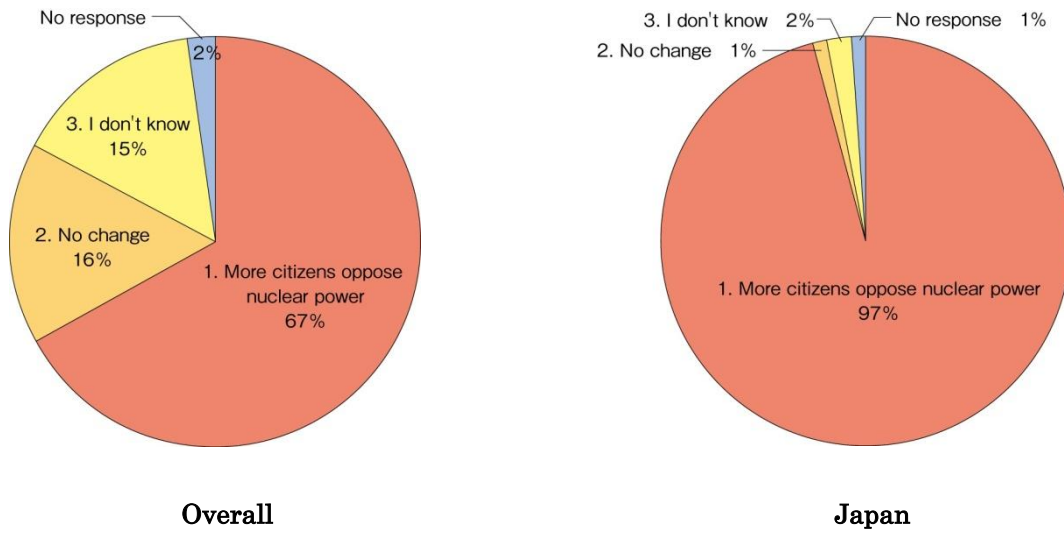


• The majority agreed that “current lifestyles based on large consumption of energy cannot be abandoned,” at 56%.

### 3. About Nuclear Energy and the Environment

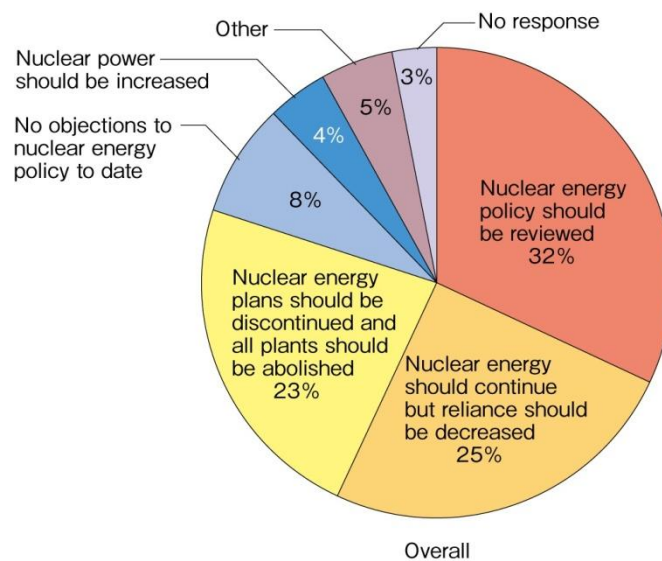
#### 1. Public Sentiment towards Nuclear Power

The majority of respondents overall selected “more citizens oppose nuclear power” at 67%, which climbed to 97% in Japan.



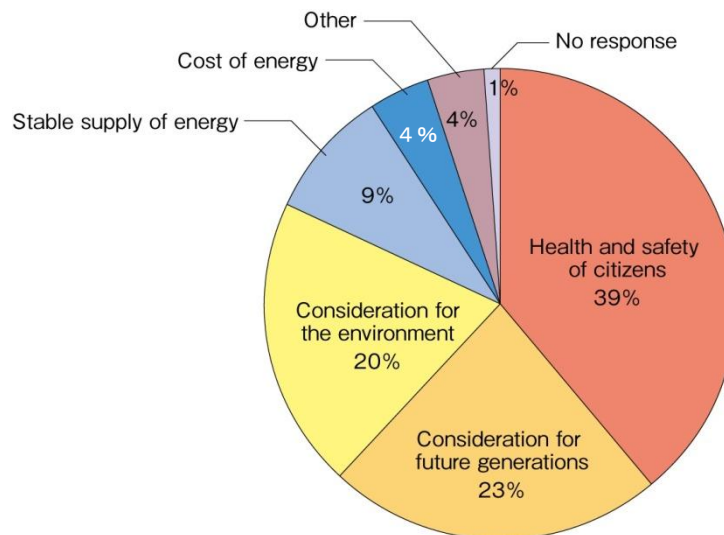
#### 2. Nuclear Energy Policy in Respondent's Country after the Fukushima Accident

Overall, 80% of respondents selected “nuclear energy policy should be reviewed” (32%), “reliance on nuclear power should be decreased” (25%), or “nuclear energy should be abolished” (23%).



### 3. Most Important Factor in Reviewing Nuclear Energy Policy

A combined 82% selected “the health and safety of citizens” (39%), “consideration for future generations” (23%), “consideration for the environment” (20%), comprising a large majority.



The survey includes a Comments section in which respondents are invited to write about environmental problems in their countries, their opinions, and solutions. This year, we received the greatest number of comments since the inception of the survey, from 314 respondents in 54 countries around the world as well as 151 respondents in Japan, for a total of 465. These comments will be published in October with the full report, “Results of the 21<sup>st</sup> Annual Questionnaire on Environmental Problems and the Survival of Humankind.”

#### **For more information, please contact:**

---

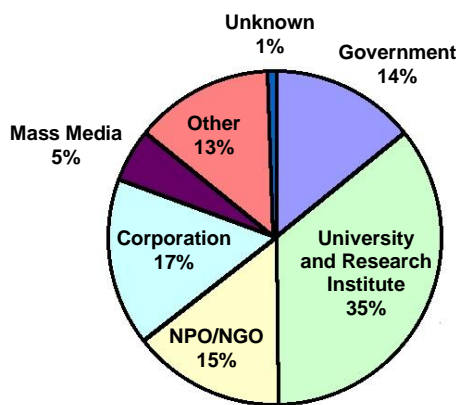
Tetsuro Yasuda, Secretary General  
The Asahi Glass Foundation  
2<sup>nd</sup> Floor, Science Plaza 5-3 Yonbancho Chiyoda-ku Tokyo 102-0081 Japan  
Phone: +81-3-5275-0620 Fax: +81-3-5275-0871, e-mail: [post@af-info.or.jp](mailto:post@af-info.or.jp)  
URL: <http://www.af-info.or.jp>



## Appendix

### • About the “Questionnaire on Environmental Problems and the Survival of Humankind”

Since 1992, the Asahi Glass Foundation has conducted a survey each year with experts around the world who are knowledgeable and are involved in environmental issues. The respondent pool includes government officials and members of universities and research institutions, nongovernmental organizations, corporations and mass media. These experts are queried about various endeavors to counter environmental problems. (The survey is supervised by Professor Akio Morishima, Special Research Advisor of the Institute for Global Environmental Strategies and board member of the Foundation.) The questionnaires are sent out to approximately 7,000 respondents every April and collected by June. After the responses are compiled, compared, and analyzed, the survey results are announced in September. The report is available in Japanese, English, Chinese, and Spanish. The pie chart below shows the affiliation of the questionnaire respondents in descending order. The questionnaire was sent to respondents in 167 countries including Japan, with responses returning from 88 countries.



**Number of Countries Surveyed**

Regions	Countries
Asia	23
Africa	46
Oceania	9
Western Europe	20
Eastern Europe & former Soviet Union	23
Middle East	14
U.S.A & Canada	2
Latin America	29
Total	166

### • Facts about This Year’s Questionnaire

Survey period: Questionnaires were sent out in April 2012 with a return deadline of June 2012

Questionnaire respondent pool: Environmental experts selected from members of government organizations, academic and research institutions, NGOs, corporations, and mass media. (based on the Asahi Glass Foundation database)

Questionnaires mailed: 7,152 (6,237 to 166 countries and 915 within Japan)

Questionnaires returned: 1,101

Response rate: 15.4%

Breakdown of respondents by region:

Region	Number of responses	Percent of total
Japan	357	32.6
United States & Canada	105	9.6
Western Europe	119	10.9
Asian Four*	89	8.1
Developed Regions (Including Asian Four)	670	61.1
Rest of Asia (Excluding Japan, Asian Four)	298	27.2
Latin America	42	3.8
Africa	33	3.0
Developing Regions	373	34.0
Oceania	17	1.6
Eastern Europe & former Soviet Union	26	2.4
Middle East	9	0.8
Others	52	4.7
Overseas Total	739	67.4
Total	1096	100.0

\*Asian Four: South Korea, Hong Kong, Taiwan and Singapore